



Department of Public Works
Engineering Division
Robert F. Phillips, P.E., City Engineer
City-County Building, Room 115
210 Martin Luther King, Jr. Boulevard
Madison, Wisconsin 53703
Phone: (608) 266-4751
Fax: (608) 264-9275
engineering@cityofmadison.com
www.cityofmadison.com/engineering

July 28, 2016

Assistant City Engineer
Michael R. Dailey, P.E.

Principal Engineer 2
Gregory T. Fries, P.E.
Christopher J. Petykowski, P.E.

Principal Engineer 1
Christina M. Bachmann, P.E.
Eric L. Dundee, P.E.
John S. Fahrney, P.E.

Facilities & Sustainability
Jeanne E. Hoffman, Manager

Operations Manager
Kathleen M. Cryan

Mapping Section Manager
Eric T. Pederson, P.S.

Financial Manager
Steven B. Danner-Rivers

**NOTICE OF ADDENDUM
ADDENDUM NO. 2**

**CONTRACT NO. 7730, PROJECT NO. 20170
MONONA TERRACE FIRE ALARM SYSTEM UPGRADE**

Revise and amend the contract document(s) for the above project as stated in this addendum, otherwise, the original document shall remain in effect.

This Addendum includes a total of 48 pages, including this page.


Please acknowledge this addendum on page E1 of the contract documents and/or in Section E: Bidder's Acknowledgement on Bid Express.

Electronic version of these documents can be found on the Bid Express web site at:

<http://www.bidexpress.com>

If you are unable to download plan revisions associated with the addendum, please contact the Engineering office at 608-266-4751 receive the material by another route.

Sincerely,


For Robert F. Phillips, P.E., City Engineer

Cc: Mike Dailey



ADDENDUM NO. 2
City of Madison, Engineering Department

CONTRACT NO. 7730, PROJECT NO. 20170
MONONA TERRACE FIRE ALARM SYSTEM UPGRADE

This addendum is issued to modify, explain or correct the original Drawings, Specifications, or Contract Documents marked as *Monona Terrace Fire Alarm System Upgrade, City of Madison Project #20170, Contract #7730, as issued on July 8, 2016* and is hereby made a part of the contract documents.

This addendum consists of the following documents:

- **Addendum summary**, three (3) page(s) of text, including cover
- **3 pdf files** detailing existing fire alarm system including:
 - MT Building Drawings.pdf (17 pages)
 - MT Device List.pdf (16 pages)
 - MT Parking Ramp Drawings.pdf (11 pages)
- **1 pdf file**, Sign-In Sheet from Pre-Bid Walkthrough on 7/25/16 (1 page)

Please attach these Addendum documents to the Drawings and Project manual in your possession.

1. **GENERAL CONTRACT CONDITIONS**

This section is not used

2. **GENERAL QUESTIONS AND ANSWERS**

- A. Q1: Are the existing fire alarm drawings available to bidders?
A: Yes. Per request by potential bidders, pdf versions of Existing Fire Alarm Drawings have been posted to Bid Express as part of Addendum 2 for information purposes.
- B. Q2: Is the contractor required to provide personnel for Fire Watch after hours?
A: No. Monona Terrace has staff in building 24/7, with reduced staff from 1a-6a, and will provide fire watch.
- C. Q3: Will this system need to connect to the Hilton fire alarm system?
A: No. The Hilton system is a separate system and not in the scope of this project. No tie-in required. Skywalk requirements are noted on Drawing E1.14 detail 5.
- D. Q4: Will the panel for the tunnel be removed?
A: Yes. See demo drawings for details.
- E. Q5: Can you provide the Attendee List from the Walkthrough?
A: Yes. Included with Addendum 2.
- F. Q6: Can you provide the existing fire alarm drawings?
A: Yes. Included with Addendum 2.

3. **ACCEPTABLE EQUIVALENTS**

This section is not used.



4. **SPECIFICATIONS**

This section is not used for Addendum 2. See Addendum 1 for several changes to specification.

5. **DRAWINGS**

- A. No changes were made to the bid drawings.
- B. Existing Fire Alarm Drawings were provided for reference only.

6. **PROPOSAL**

This section is not used.

Please acknowledge this addendum on page E1 of the contract documents and/or in Section E: Bidder's Acknowledgement on Bid Express.

Electronic version of these documents can be found on Bid Express at <https://www.bidexpress.com/> and the City of Madison web site at <http://www.cityofmadison.com/business/PW/contracts/openforBid.cfm>


If you are unable to download plan revisions associated with the addendum, please contact the Engineering office at 608-266-4751 to receive the material by another method.

For questions regarding this bid, contact:

Jon Evans
City of Madison Engineering
Phone: 608-243-5893
Fax: 608-264-9275
Email: jevans@cityofmadison.com

JP'S
FA

MONONA TERRACE CONVENTION CENTER BUILDING FIRE ALARM SUBMITTALS Madison, Wisconsin



4722 Farwell Street suite 4 McFarland, Wisconsin 53558
Sales (608)838-4250 Fax (608)838-4461

<input type="checkbox"/> FULLY INSPECTED	<input type="checkbox"/> PARTIAL INSPECTED
<input type="checkbox"/> REJECTED	<input type="checkbox"/> PARTIAL REJECTED
<input checked="" type="checkbox"/> COMPLETELY COMPLIANT	<input checked="" type="checkbox"/> PARTIALLY COMPLIANT

Consent to contract made on these conditions...
 APPROVED & SUBMITTED BY:
 Cerberus Pyrotronics
 Madison, Wisconsin
 Date: 9/24/86

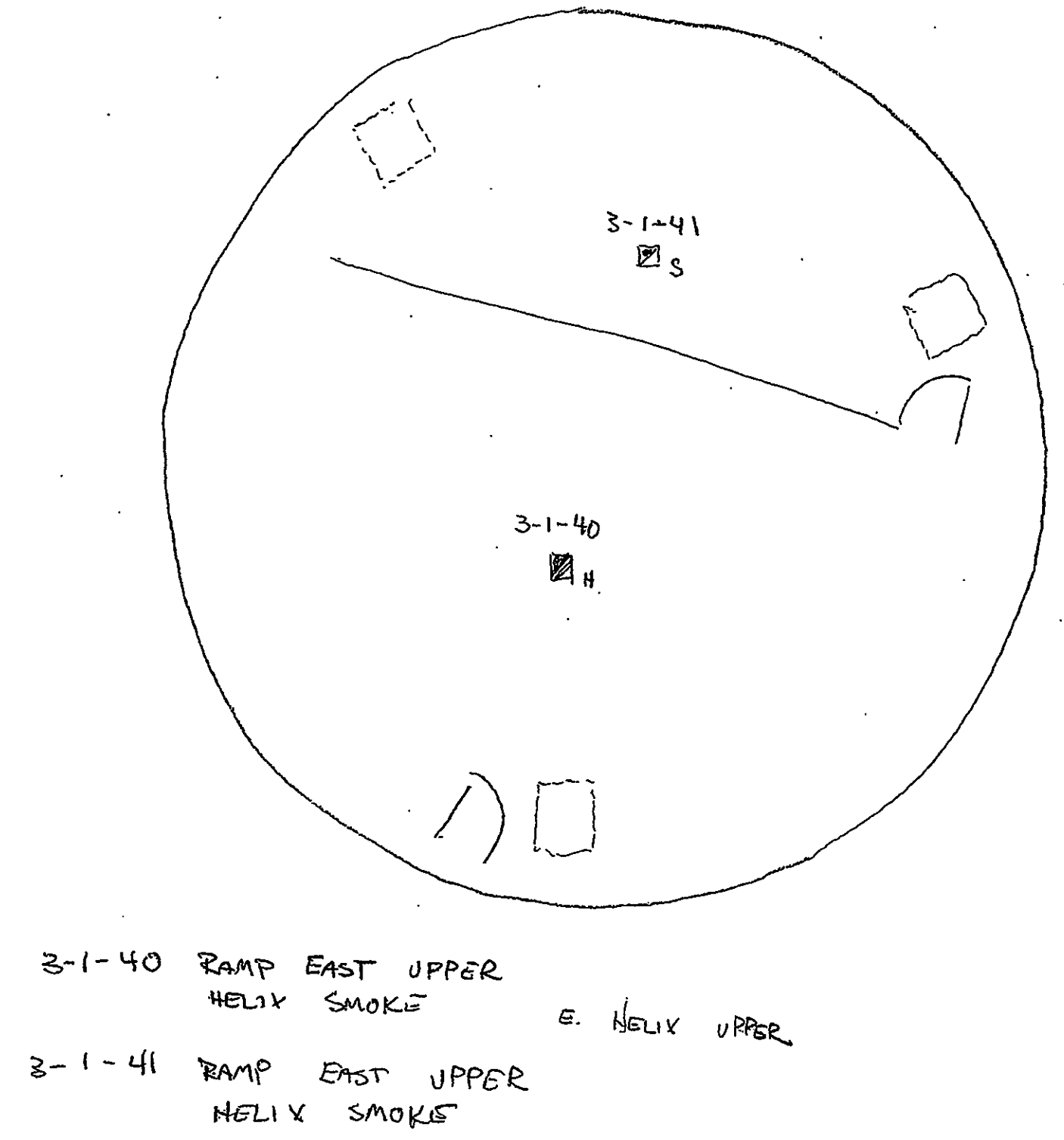
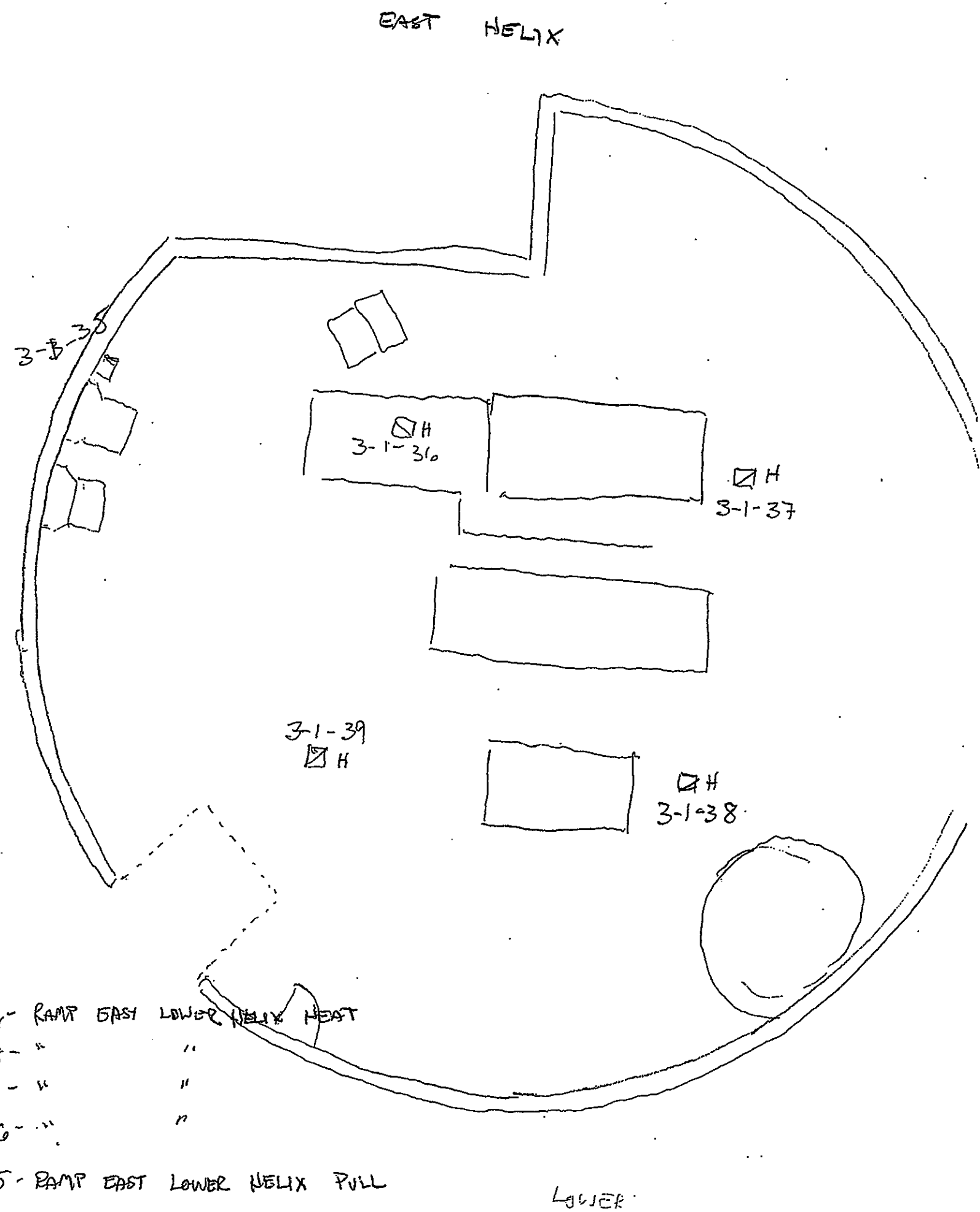
Spec. Code: 15721
 Transmittal #: 1577
 Submittal #: 157102-01
 Date: 09/20/86

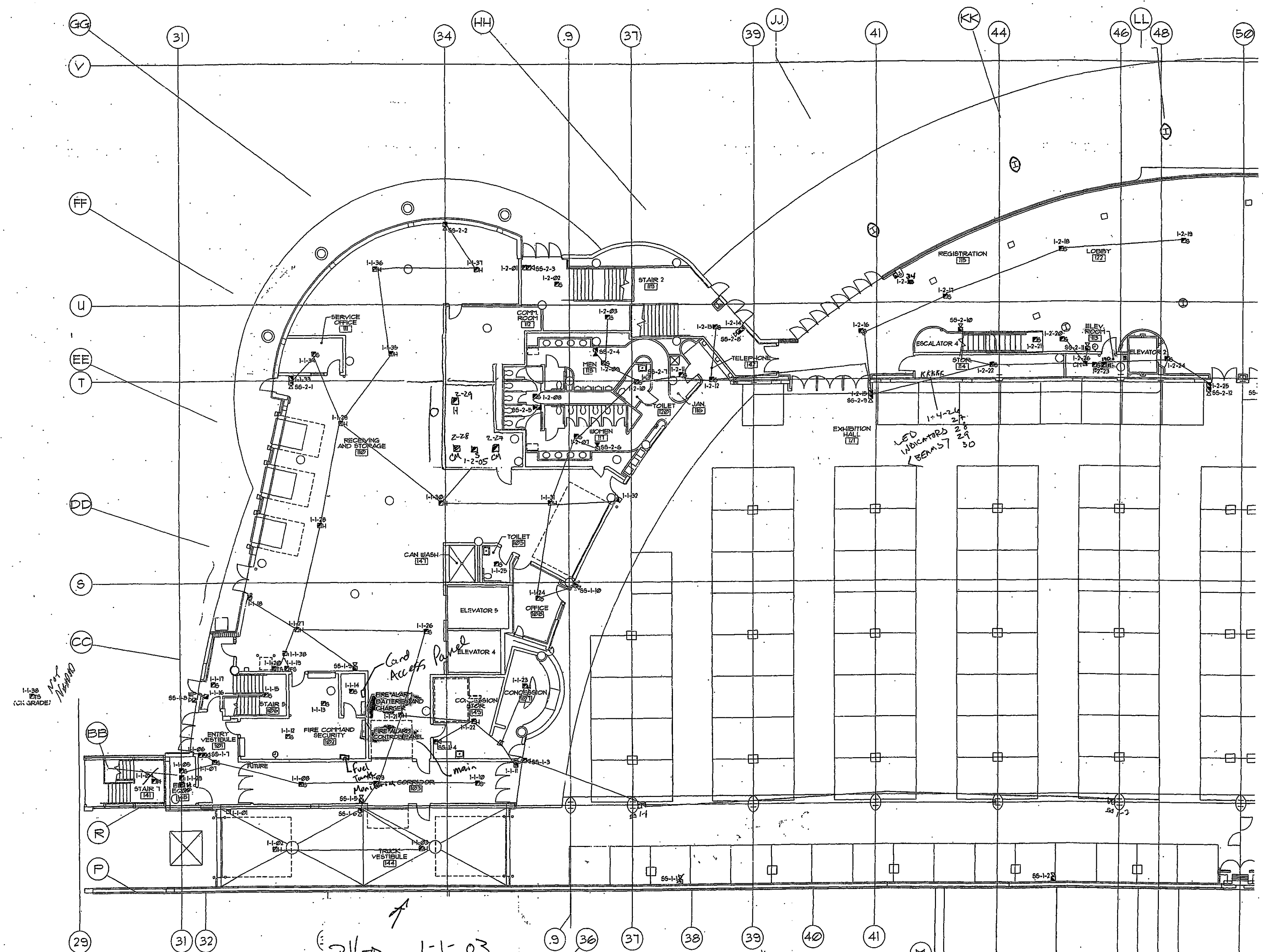
THIS DOCUMENT IS REVIEWED BY:
 A.M. JOHNSON & SON INC.

THE REVIEW OF THIS DOCUMENT IS FOR
 GENERAL COMPLIANCE WITH
 CONTRACT DOCUMENTS AND DOES NOT
 CONSTITUTE A GUARANTEE OF THE
 ACCURACY OF THE INFORMATION
 CONTAINED THEREIN. THE CONTRACTOR
 SHALL BE RESPONSIBLE FOR THE
 ACCURACY OF THE INFORMATION
 CONTAINED THEREIN AND FOR THE
 COMPLETION OF THE CONTRACT.

Reviewed by: [Signature]

JIP





INSTALLATION NOTES:
 *SMOKE DETECTOR BASES MOUNT TO STANDARD 4 INCH SQUARE ELECTRICAL BOXES.
 *MOUNT SMOKE DETECTORS TO BOTTOM OF CEILINGS, NOT TO BEAMS.
 *MANUAL PULL STATIONS MOUNT TO DEEP SINGLE GANG SWITCH BOXES.
 *MOUNT PULL STATIONS AT 42 INCHES ABOVE FINISHED FLOOR.
 *TRI INTERFACE DEVICES MOUNT TO 3-1/2 INCH DEEP DOUBLE GANG SWITCH BOXES.
 *AUDIO VISUAL DEVICES ARE TO BE MOUNTED 80 INCHES ABOVE FINISHED FLOOR OR 6 INCHES BELOW CEILING, WHICHEVER IS LOWER.
 *AUDIO VISUAL DEVICES MOUNT TO STANDARD 4 INCH SQUARE ELECTRICAL BOXES
 *DO NOT MAKE CONDUIT ENTRY INTO REAR OF ANY DEVICE BACK BOX.
 *BEAM DETECTORS MUST BE MOUNTED FACING EACH OTHER AT THE SAME HEIGHT.
 *ALL WIRE AND CABLE SHALL BE UL LISTED AND MEET NEC FOR USE IN FIRE ALARM SYSTEMS.
 *ALL WIRE AND CABLE SHALL BE APPROVED FOR THE USE IN WHICH IT APPLIED.
 *ALL CONDUIT FILL SHALL BE WITHIN NEC GUIDELINES.
 *ALL SHIELDS MUST BE KEPT CONTINUOUS AND UNGROUNDED.
 *ALL SHIELDS WILL BE TERMINATED AT THE CONTROL PANEL ONLY.

Handwritten: SET OFF ALARM
 E. FLRI AHU-6
 DUCT

LEVEL +4.6' FLOOR
 PLAN - EAST FIRE ALARM

Spec. Sect. #: 18721
 Transmittal #: 1937
 Submittal #: 18721-02-B-1
 Date: 09 Sep 95

THIS DOCUMENT PREPARED BY
 J.M. HUBBARD & SON, INC.
 SEP 9 1995
 J.M. Hubbard & Son, Inc.

THE REVIEW OF THIS DOCUMENT IS FOR GENERAL CONFORMANCE WITH THE CONTRACT DOCUMENTS ONLY. THE CONTRACTOR SHALL BE RESPONSIBLE FOR OBTAINING ALL NECESSARY PERMITS AND APPROVALS. THE CONTRACTOR SHALL BE RESPONSIBLE FOR OBTAINING ALL NECESSARY PERMITS AND APPROVALS. THE CONTRACTOR SHALL BE RESPONSIBLE FOR OBTAINING ALL NECESSARY PERMITS AND APPROVALS.

Reviewed by: *Andrew C. Thomas*

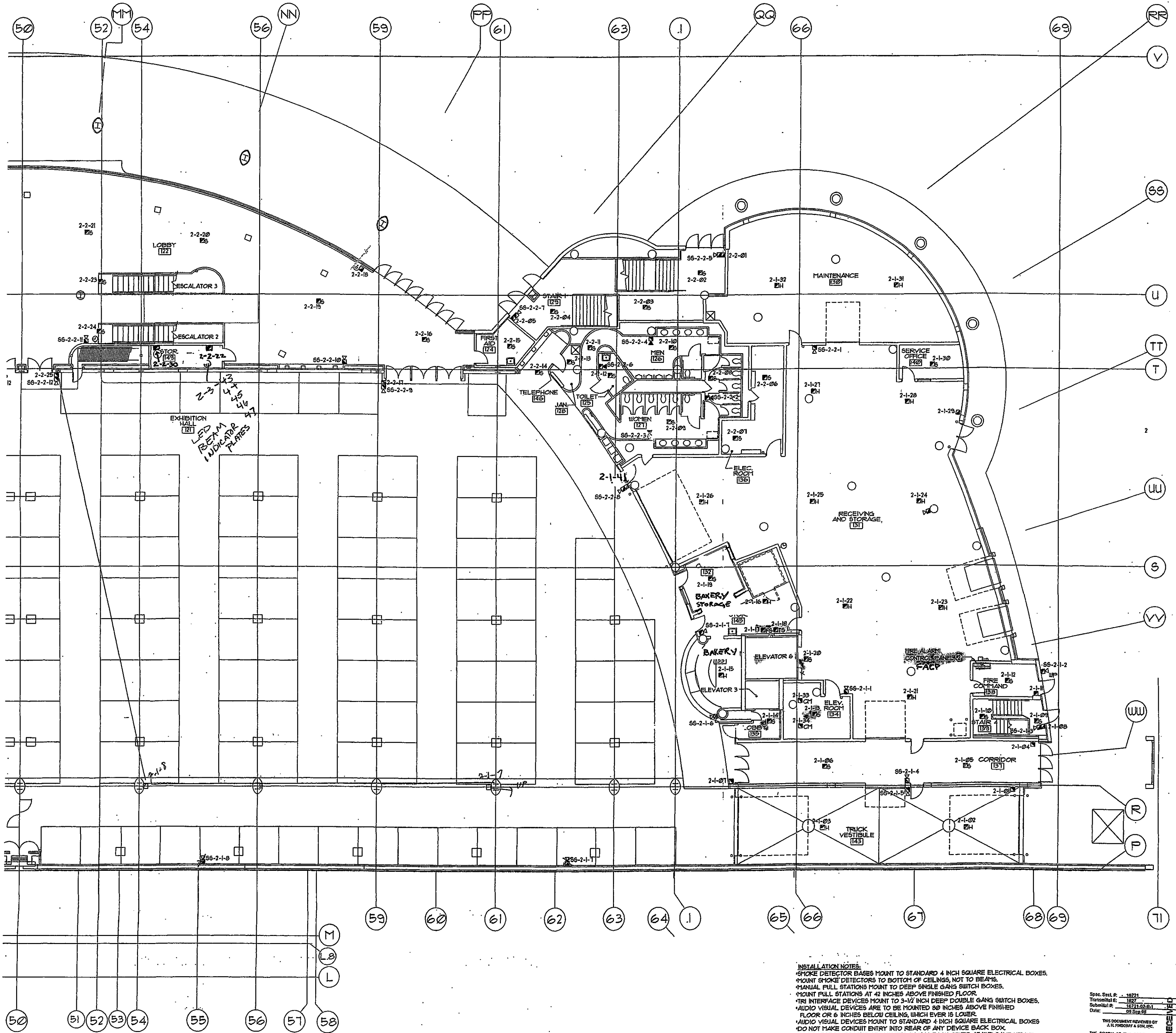
CERBERUS PYROTRONICS
 4722 Forwell Street, Suite 4, McFarland, Wisconsin 53558
 Sales (608) 338-4250 Fax (608) 338-4461

MONONA TERRACE CONVENTION CENTER
 FIRE ALARM SUBMITTALS
 MADISON, WISCONSIN

REVISIONS

NO.	DATE	DESCRIPTION

DRAWN BY: MJK
 APPROVED BY: TRF
 SCALE: AS SHOWN
 DATE: 8/26/96
 JOB NO: 1626-WI
 CAD FILE NO:
 DRAWING NO: FAI
 OF SHEETS



**LEVEL +4.6' FLOOR
PLAN - WEST FIRE ALARM**

FA2

INSTALLATION NOTES:
 *SMOKE DETECTOR BASES MOUNT TO STANDARD 4 INCH SQUARE ELECTRICAL BOXES.
 *MOUNT SMOKE DETECTORS TO BOTTOM OF CEILING, NOT TO BEAMS.
 *MANUAL FULL STATIONS MOUNT TO DEEP SINGLE GANG SWITCH BOXES.
 *MOUNT FULL STATIONS AT 42 INCHES ABOVE FINISHED FLOOR.
 *TRI INTERFACE DEVICES MOUNT TO 3-1/2 INCH DEEP DOUBLE GANG SWITCH BOXES.
 *AUDIO VISUAL DEVICES ARE TO BE MOUNTED 80 INCHES ABOVE FINISHED FLOOR OR 6 INCHES BELOW CEILING, WHICHEVER IS LOWER.
 *AUDIO VISUAL DEVICES MOUNT TO STANDARD 4 INCH SQUARE ELECTRICAL BOXES.
 *DO NOT MAKE CONDUIT ENTRY INTO REAR OF ANY DEVICE BACK BOX.
 *BEAM DETECTORS MUST BE MOUNTED FACING EACH OTHER AT THE SAME HEIGHT.
 *ALL WIRE AND CABLE SHALL BE UL LISTED AND MEET NEC FOR USE IN FIRE ALARM SYSTEMS.
 *ALL WIRE AND CABLE SHALL BE APPROVED FOR THE USE IN WHICH IT APPLIED.
 *ALL CONDUIT FILL SHALL BE WITHIN N.E.C. GUIDELINES.
 *ALL SHIELDS MUST BE KEPT CONTINUOUS AND UNGROUNDED.
 *ALL SHIELDS WILL BE TERMINATED AT THE CONTROL PANEL ONLY.

Spec. Sect. # : 10221
 Transmittal #: 1022
 Schedule #: 1022
 Date: 09 Sep 96

THIS DOCUMENT REVIEWED BY:
 J. H. FRODOFF & SON, INC.

THE REVIEW OF THIS DOCUMENT IS THE GENERAL RESPONSIBILITY OF THE CONTRACTOR. THE CONTRACTOR SHALL VERIFY THE CORRECTNESS OF ALL INFORMATION AND SHALL BE RESPONSIBLE FOR THE ACCURACY OF ALL INFORMATION. THE CONTRACTOR SHALL BE RESPONSIBLE FOR THE ACCURACY OF ALL INFORMATION. THE CONTRACTOR SHALL BE RESPONSIBLE FOR THE ACCURACY OF ALL INFORMATION.

Reviewed by: Lawrence C. Thomas

**CERBERUS
PYROTRONICS**
 4722 Farwell Street suite 4 McFarland, Wisconsin 53558
 Sales (800)939-4250 Fax (800)939-4461

THIS DRAWING SHALL BE USED ONLY FOR THE PROJECT AND SITE SPECIFICALLY IDENTIFIED HEREON. ANY REUSE OF THIS DRAWING FOR ANY OTHER PROJECT WITHOUT THE WRITTEN CONSENT OF CERBERUS PYROTRONICS IS STRICTLY PROHIBITED.

**MONONA TERRACE CONVENTION CENTER
FIRE ALARM SUBMITTALS**
MADISON, WISCONSIN

REVISIONS

DRAWN BY: MJK

APPROVED BY: TRT

SCALE: AS SHOWN

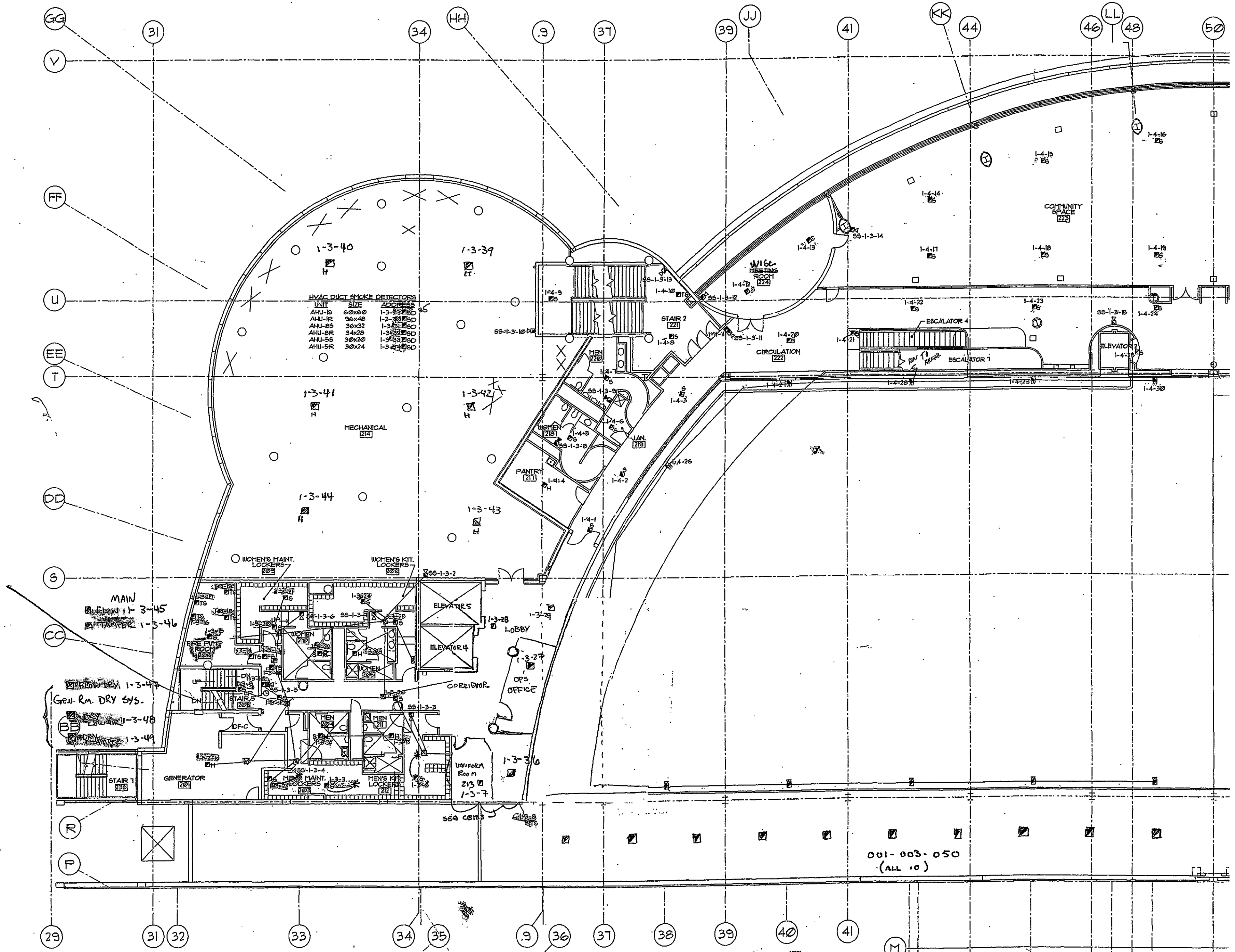
DATE: 8/26/96

JOB NO: 15-26-WI

CAD. FILE NO:

DRAWING NO: FA2

OF SHEETS



INSTALLATION NOTES:
 *SMOKE DETECTOR BASES MOUNT TO STANDARD 4 INCH SQUARE ELECTRICAL BOXES.
 *MOUNT SMOKE DETECTORS TO BOTTOM OF CEILINGS, NOT TO BEAMS.
 *MANUAL PULL STATIONS MOUNT TO DEEP SINGLE GANG SWITCH BOXES.
 *MOUNT PULL STATIONS AT 42 INCHES ABOVE FINISHED FLOOR.
 *TRI INTERFACE DEVICES MOUNT TO 3-1/2 INCH DEEP DOUBLE GANG SWITCH BOXES.
 *AUDIO VISUAL DEVICES ARE TO BE MOUNTED 80 INCHES ABOVE FINISHED FLOOR OR 6 INCHES BELOW CEILING, WHICH EVER IS LOWER.
 *AUDIO VISUAL DEVICES MOUNT TO STANDARD 4 INCH SQUARE ELECTRICAL BOXES DO NOT MAKE CONDUIT ENTRY INTO REAR OF ANY DEVICE BACK BOX.
 *SEISM DETECTORS MUST BE MOUNTED FACING EACH OTHER AT THE SAME HEIGHT.
 *ALL WIRE AND CABLE SHALL BE UL LISTED AND MEET NEC. FOR USE IN FIRE ALARM SYSTEMS.
 *ALL WIRE AND CABLE SHALL BE APPROVED FOR THE USE IN WHICH IT APPLIED.
 *ALL CONDUIT FILL SHALL BE WITHIN NEC. GUIDELINES.
 *ALL SHIELDS MUST BE KEPT CONTINUOUS AND UNGROUNDED.
 *ALL SHIELDS WILL BE TERMINATED AT THE CONTROL PANEL ONLY.


LEVEL +19.0' FLOOR PLAN - EAST FIRE ALARM

001-003-050
(ALL 10)

Spec. Sect. #: 1622
 Transmittal #: 192
 Submittal #: 1621-02-11
 Date: 09/26/06

THIS DOCUMENT REVIEWED BY J. F. FISHBEIN & SON, INC.
 THE REVIEW OF THIS DOCUMENT IS FOR GENERAL CONFORMANCE WITH THE CONTRACT DOCUMENTS ONLY AND IN NO WAY RELEASES THE SUBCONTRACTOR OR SUPPLIER OF THE CONTRACT WORK, UNLESS NOTED OTHERWISE. FIELD CONDITIONS HAVE NOT BEEN VISITED AND ARE THE RESPONSIBILITY OF THE SUBCONTRACTOR OR THE EMPLOYER.
 Reviewed by: *[Signature]*

RECEIVED
 SEP 9 2006
 J.L. Fishbein & Son, Inc.



CERBERUS PYROTECHNICS
 4722 Fenwick Street, Suite 1, McFarland, Wisconsin 53558
 Sales (608)538-4200 Fax (608)538-4461

THIS DRAWING AND ALL INFORMATION CONTAINED HEREIN IS THE PROPERTY OF CERBERUS PYROTECHNICS. IT IS TO BE USED ONLY FOR THE PROJECT AND SITE SPECIFICALLY IDENTIFIED HEREON. ANY REUSE OR MODIFICATION OF THIS DRAWING WITHOUT THE WRITTEN PERMISSION OF CERBERUS PYROTECHNICS IS STRICTLY PROHIBITED.

**MONONA TERRACE CONVENTION CENTER
 FIRE ALARM SUBMITTALS
 MADISON, WISCONSIN**

REVISIONS

DRAWN BY:
MLK

APPROVED BY:
TRT

SCALE:
AS SHOWN

DATE:
8/26/06

JOB NO:
1606-WI

CAD. FILE NO:

DRAWING NO:
F43
OF SHEETS

THIS DRAWING SHALL BE USED ONLY FOR THE PROJECT AND SITE SPECIFICALLY IDENTIFIED HEREON. ANY REUSE OF THIS DRAWING FOR ANY OTHER PROJECT, WITHOUT THE WRITTEN PERMISSION OF CERBERUS PYROTRONICS, IS STRICTLY PROHIBITED.

**MONONA TERRACE CONVENTION CENTER
 FIRE ALARM SUBMITTALS
 MADISON, WISCONSIN**

REVISIONS

DRAWN BY:
MJK

APPROVED BY:
TRT

SCALE:
AS SHOWN

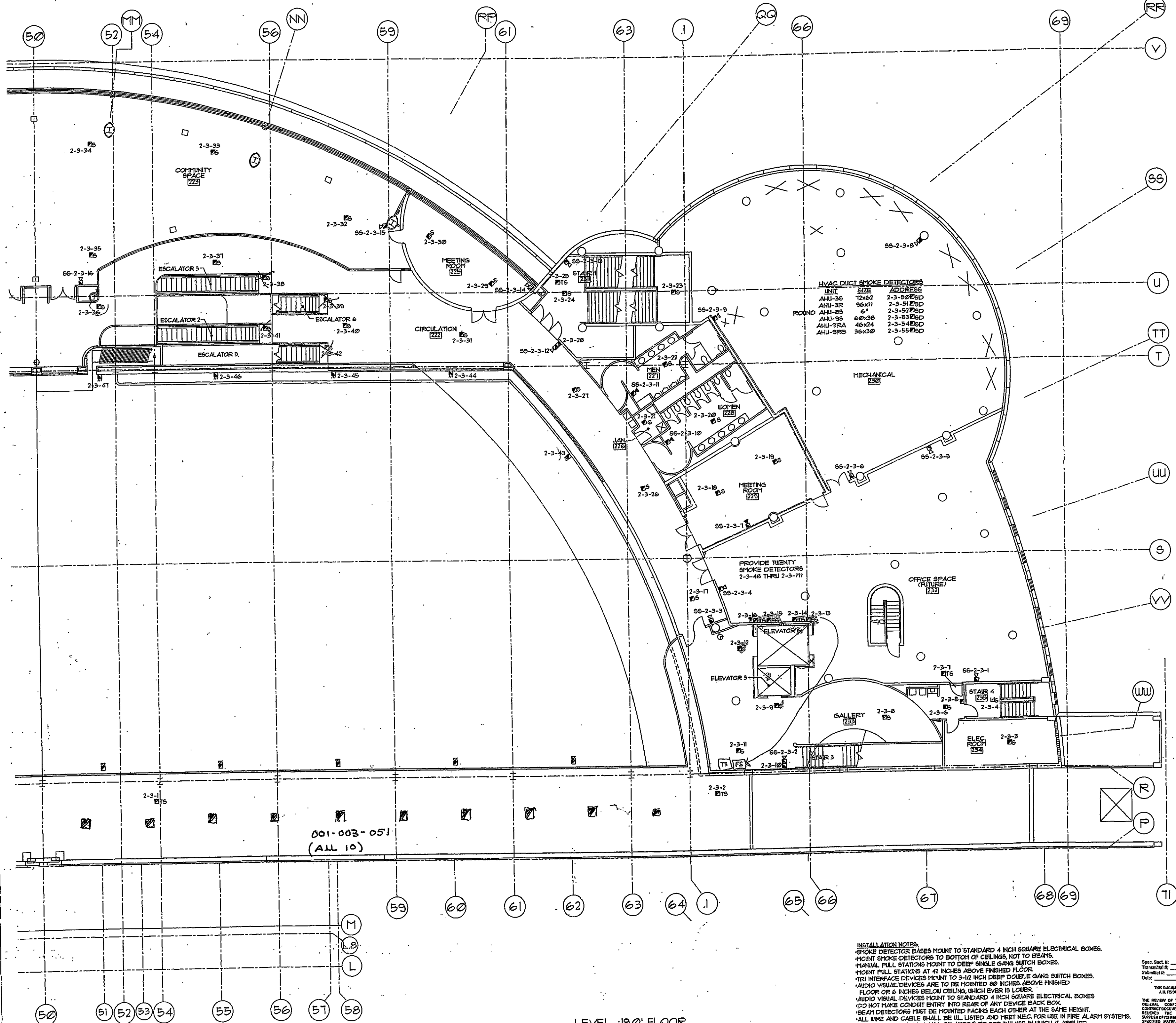
DATE:
8/26/96

JOB NO:
1606-WI

CAD, FILE NO:

DRAWING NO:
FA4

OF SHEETS



HVAC DUCT SMOKE DETECTORS

UNIT	SIZE	ADDRESS
AHU-3B	12x62	2-3-50#SD
AHU-3R	96x77	2-3-51#SD
AHU-8S	64	2-3-52#SD
AHU-9S	60x38	2-3-53#SD
AHU-9RA	46x24	2-3-54#SD
AHU-9RB	36x30	2-3-55#SD

001-003-051
(ALL 10)

**LEVEL +9.0' FLOOR
 PLAN - WEST FIRE ALARM**

INSTALLATION NOTES:
 *SMOKE DETECTOR BASES MOUNT TO STANDARD 4 INCH SQUARE ELECTRICAL BOXES.
 *MOUNT SMOKE DETECTORS TO BOTTOM OF CEILINGS, NOT TO BEAMS.
 *MANUAL FULL STATIONS MOUNT TO DEEP SINGLE GANG SWITCH BOXES.
 *MOUNT FULL STATIONS AT 42 INCHES ABOVE FINISHED FLOOR.
 *TRT INTERFACE DEVICES MOUNT TO 3-1/2 INCH DEEP DOUBLE GANG SWITCH BOXES.
 *AUDIO VISUAL DEVICES ARE TO BE MOUNTED 80 INCHES ABOVE FINISHED FLOOR OR 6 INCHES BELOW CEILING, WHICHEVER IS LOWER.
 *AUDIO VISUAL DEVICES MOUNT TO STANDARD 4 INCH SQUARE ELECTRICAL BOXES.
 *DO NOT MAKE CONDUIT ENTRY INTO REAR OF ANY DEVICE BACK BOX.
 *BEAM DETECTORS MUST BE MOUNTED FACING EACH OTHER AT THE SAME HEIGHT.
 *ALL WIRE AND CABLE SHALL BE ILL LISTED AND MEET NEC FOR USE IN FIRE ALARM SYSTEMS.
 *ALL WIRE AND CABLE SHALL BE APPROVED FOR THE USE IN WHICH IT APPLIED.
 *ALL CONDUIT SHALL BE WITHIN NEC GUIDELINES.
 *ALL SHIELDS MUST BE KEPT CONTINUOUS AND UNGROUNDED.
 *ALL SHIELDS WILL BE TERMINATED AT THE CONTROL PANEL ONLY.

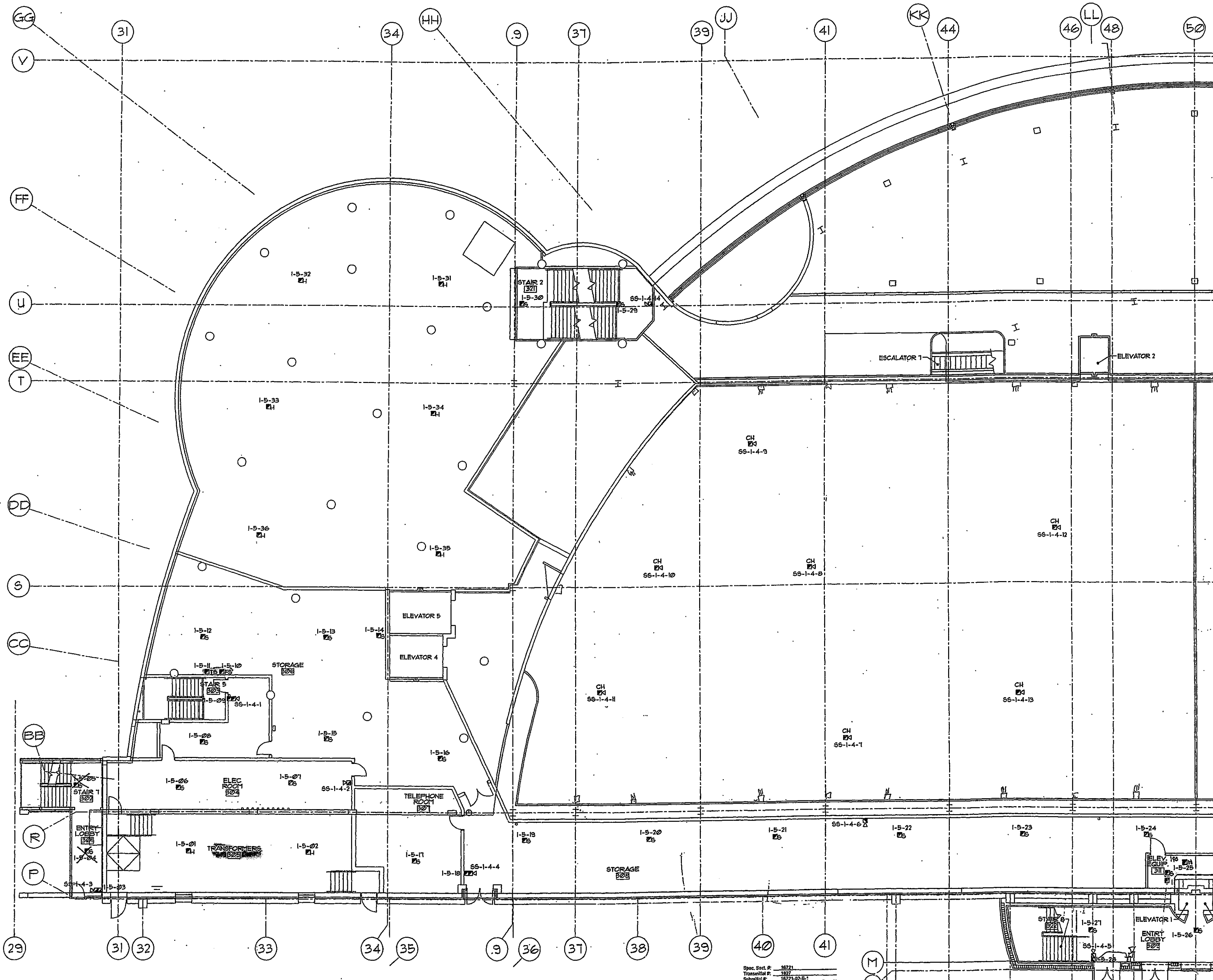
Spec. Sect. #: 18721
 Tensubmittal #: 1872
 Submittal #: 0721-62-B-1
 Date: 09 Sep 96

THIS DOCUMENT REVIEWED BY:
 A.I.K. FICKERT & ASSOCIATES

THE REVIEW OF THIS DOCUMENT IS FOR GENERAL CONFIRMATION WITH THE CONTRACT DOCUMENTS ONLY AND DOES NOT RELIEVE THE SUBCONTRACTOR OR OTHER CONTRACTOR OF HIS OBLIGATIONS UNDER THE CONTRACT WORK. UNLESS SPECIFIED OTHERWISE, FIELD DIMENSIONS HAVE NOT BEEN VERIFIED AND ARE THE RESPONSIBILITY OF THE SUBCONTRACTOR OR THE OWNER.

SEP 8 1996
 A.I.K. FICKERT & ASSOCIATES

Reviewed by: [Signature]



INSTALLATION NOTES:

- *SMOKE DETECTOR BASES MOUNT TO STANDARD 4 INCH SQUARE ELECTRICAL BOXES.
- *MOUNT SMOKE DETECTORS TO BOTTOM OF CEILINGS, NOT TO BEAMS.
- *MANUAL PULL STATIONS MOUNT TO DEEP SINGLE GANG SWITCH BOXES.
- *MOUNT PULL STATIONS AT 42 INCHES ABOVE FINISHED FLOOR.
- *TRI INTERFACE DEVICES MOUNT TO 3-1/2 INCH DEEP DOUBLE GANG SWITCH BOXES.
- *AUDIO VISUAL DEVICES ARE TO BE MOUNTED 80 INCHES ABOVE FINISHED FLOOR OR 6 INCHES BELOW CEILING, WHICHEVER IS LOWER.
- *AUDIO VISUAL DEVICES MOUNT TO STANDARD 4 INCH SQUARE ELECTRICAL BOXES
- *DO NOT MAKE CONDUIT ENTRY INTO REAR OF ANY DEVICE BACK BOX.
- *BEAM DETECTORS MUST BE MOUNTED FACING EACH OTHER AT THE SAME HEIGHT.
- *ALL WIRE AND CABLE SHALL BE UL LISTED AND MEET NEC FOR USE IN FIRE ALARM SYSTEMS.
- *ALL WIRE AND CABLE SHALL BE APPROVED FOR THE USE IN WHICH IT APPLIED.
- *ALL CONDUIT PULL SHALL BE WITHIN NEC GUIDELINES.
- *ALL SHIELDS MUST BE KEPT CONTINUOUS AND UNGROUNDED.
- *ALL SHIELDS WILL BE TERMINATED AT THE CONTROL PANEL ONLY.

Spec. Sect. # 4821
 Transmittal # 1821-03-1
 Submittal # 1821-03-1
 Date: 8/26/96

THIS DOCUMENT REVIEWED BY
 J.A. FINNERT & SON, INC.

THE REVIEW OF THIS DOCUMENT IS FOR
 GENERAL CONFORMANCE WITH THE
 CONTRACT DOCUMENTS ONLY AND DOES NOT
 RELIEVE THE SUBCONTRACTOR OR
 SUPPLIER OF RESPONSIBILITY TO FURNISH
 SPECIFIC MATERIALS AS REQUIRED TO
 COMPLETE THE CONTRACT WORK UNLESS
 NOTED OTHERWISE. FIELD CONDITIONS HAVE
 NOT BEEN VISITED AND ARE THE
 RESPONSIBILITY OF THE SUBCONTRACTOR OR
 THE SUPPLIER.

Reviewed by: *Lawrence C. Finant*

LEVEL +29.0' FLOOR
 PLAN - EAST FIRE ALARM

THIS DRAWING AND ALL INFORMATION CONTAINED HEREIN IS THE PROPERTY OF CERBERUS PYROTRONICS. IT IS TO BE USED ONLY FOR THE PROJECT AND SITE SPECIFICALLY IDENTIFIED HEREON. NO PART OF THIS DRAWING IS TO BE REPRODUCED OR TRANSMITTED IN ANY FORM OR BY ANY MEANS, ELECTRONIC OR MECHANICAL, INCLUDING PHOTOCOPYING, RECORDING, OR BY ANY INFORMATION STORAGE AND RETRIEVAL SYSTEM, WITHOUT THE WRITTEN PERMISSION OF CERBERUS PYROTRONICS.

MONONA TERRACE CONVENTION CENTER
 FIRE ALARM SUBMITTALS
 MADISON, WISCONSIN

REVISIONS

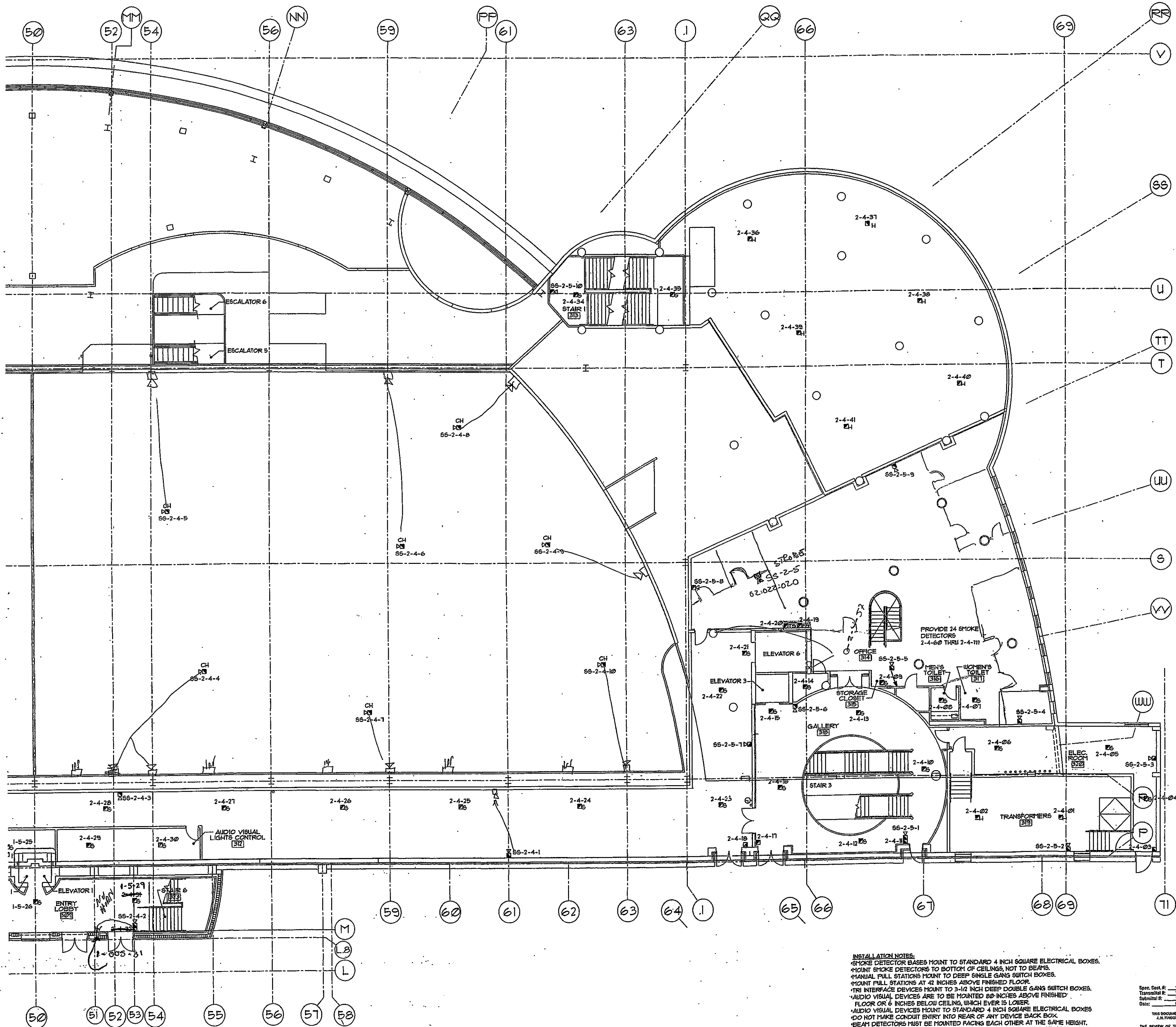
DRAWN BY: M.K.
 APPROVED BY: TRT
 SCALE: AS SHOWN
 DATE: 8/26/96
 JOB NO: 1606-III
 CAD. FILE NO:
 DRAWING NO: FA5
 OF SHEETS

THIS DRAWING AND ALL INFORMATION CONTAINED HEREIN ARE THE PROPERTY OF CERBERUS PYROTRONICS. NO PART OF THIS DRAWING IS TO BE REPRODUCED OR TRANSMITTED IN ANY FORM OR BY ANY MEANS, ELECTRONIC OR MECHANICAL, INCLUDING PHOTOCOPYING, RECORDING, OR BY ANY INFORMATION STORAGE AND RETRIEVAL SYSTEM, WITHOUT THE WRITTEN PERMISSION OF CERBERUS PYROTRONICS.

**MONONA TERRACE CONVENTION CENTER
 FIRE ALARM SUBMITTALS**
 MADISON, WISCONSIN

REVISIONS

DRAWN BY:	MJK
APPROVED BY:	TRT
SCALE:	AS SHOWN
DATE:	8/26/86
JOB NO:	1606-WI
CAD. FILE NO:	
DRAWING NO:	FA6
OF SHEETS	



INSTALLATION NOTES:
 *SMOKE DETECTOR BASES MOUNT TO STANDARD 4 INCH SQUARE ELECTRICAL BOXES.
 *MOUNT SMOKE DETECTORS TO BOTTOM OF CEILING, NOT TO BEAMS.
 *MANUAL PULL STATIONS MOUNT TO DEEP SINGLE GANG SWITCH BOXES.
 *MOUNT PULL STATIONS AT 42 INCHES ABOVE FINISHED FLOOR.
 *TRI INTERFACE DEVICES MOUNT TO 3-1/2 INCH DEEP DOUBLE GANG SWITCH BOXES.
 *AUDIO VISUAL DEVICES ARE TO BE MOUNTED 80 INCHES ABOVE FINISHED FLOOR OR 6 INCHES BELOW CEILING, WHICHEVER IS LOWER.
 *AUDIO VISUAL DEVICES MOUNT TO STANDARD 4 INCH SQUARE ELECTRICAL BOXES
 *DO NOT MAKE CONDUIT ENTRY INTO REAR OF ANY DEVICE BACK BOX.
 *BEAM DETECTORS MUST BE MOUNTED FACING EACH OTHER AT THE SAME HEIGHT.
 *ALL WIRE AND CABLE SHALL BE UL LISTED AND MEET NEC. FOR USE IN FIRE ALARM SYSTEMS.
 *ALL WIRE AND CABLE SHALL BE APPROVED FOR THE USE IN WHICH IT APPLIED.
 *ALL CONDUIT FILL SHALL BE WITHIN N.E.C. GUIDELINES.
 *ALL SHIELDS MUST BE KEPT CONTINUOUS AND UNGROUNDED.
 *ALL SHIELDS WILL BE TERMINATED AT THE CONTROL PANEL ONLY.

Spec. Sect. #: 18721
 Transmittal #: 1527
 Submittal #: 18721-02-B-1
 Date: 09 Sep 86

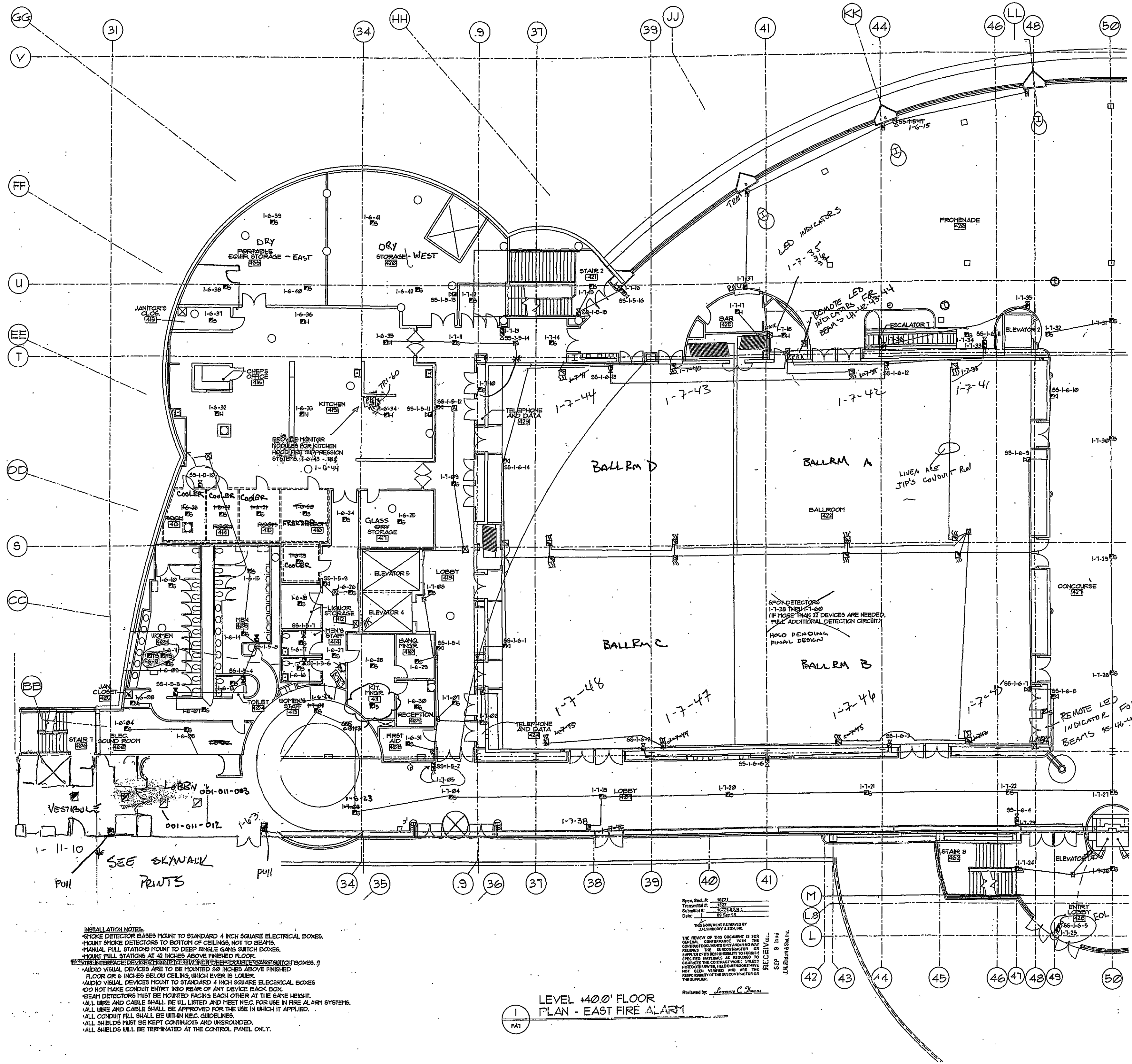
THIS DOCUMENT REVIEWED BY:
 J.A. PROSDOCIMI, INC.

THE REVIEW OF THIS DOCUMENT IS FOR GENERAL CONFORMANCE WITH THE CONTRACT DOCUMENTS AND DOES NOT RELIEVE THE SUBCONTRACTOR OF HIS OBLIGATIONS TO THE CONTRACTOR. THE SUBCONTRACTOR SHALL BE RESPONSIBLE FOR OBTAINING ALL NECESSARY PERMITS AND SHALL MAINTAIN THE CONTRACT WORK UNLESS OTHERWISE PROVIDED. FIELD OBSERVATIONS HAVE NOT BEEN VERIFIED AND ARE THE RESPONSIBILITY OF THE SUBCONTRACTOR OR THE SUPPLIER.

Reviewed by: *J. Prosdocimi*

**LEVEL +29.0' FLOOR
 PLAN - WEST FIRE ALARM**

FA6



INSTALLATION NOTES:
 SMOKE DETECTOR BASES MOUNT TO STANDARD 4 INCH SQUARE ELECTRICAL BOXES.
 MOUNT SMOKE DETECTORS TO BOTTOM OF CEILING, NOT TO BEAMS.
 MANUAL PULL STATIONS MOUNT TO DEEP SINGLE GANG SWITCH BOXES.
 MOUNT PULL STATIONS AT 42 INCHES ABOVE FINISHED FLOOR.
 INTERFACED VISUAL DEVICES MOUNT TO DEEP SINGLE GANG SWITCH BOXES.
 AUDIO VISUAL DEVICES ARE TO BE MOUNTED 80 INCHES ABOVE FINISHED FLOOR OR 6 INCHES BELOW CEILING, WHICHEVER IS LOWER.
 AUDIO VISUAL DEVICES MOUNT TO STANDARD 4 INCH SQUARE ELECTRICAL BOXES.
 DO NOT MAKE CONDUIT ENTRY INTO REAR OF ANY DEVICE BACK BOX.
 BEAM DETECTORS MUST BE MOUNTED FACING EACH OTHER AT THE SAME HEIGHT.
 ALL WIRE AND CABLE SHALL BE UL LISTED AND MEET NEC FOR USE IN FIRE ALARM SYSTEMS.
 ALL WIRE AND CABLE SHALL BE APPROVED FOR THE USE IN WHICH IT APPLIED.
 ALL CONDUIT FILL SHALL BE WITHIN NEC GUIDELINES.
 ALL SHIELDS MUST BE KEPT CONTINUOUS AND UNGROUNDING.
 ALL SHIELDS WILL BE TERMINATED AT THE CONTROL PANEL ONLY.

**LEVEL +400' FLOOR
 PLAN - EAST FIRE ALARM**

Spec. Sect. #: 4072
 Transmittal #: 1577
 Submittal #: 10-21-00-B.1
 Date: 09-26-00
 THIS DOCUMENT PREPARED BY
 A.L.K. PROFFER & SON, INC.
 THE REVIEW OF THIS DOCUMENT IS FOR GENERAL CONFORMANCE WITH THE CONTRACT DOCUMENTS ONLY AND DOES NOT CONSTITUTE A WARRANTY BY THE SUBCONTRACTOR OR SUPPLIER OF THE CONTRACTOR TO FURNISH SPECIFIED MATERIALS AS REQUIRED TO COMPLETE THE CONTRACT WORK. CHECKS PHOTOGRAPHIC FIELD DOCUMENTATION HAVE NOT BEEN VIEWED, AND ARE THE RESPONSIBILITY OF THE SUBCONTRACTOR OR THE SUPPLIER.
 Reviewed by: Lawrence C. Thomas
 SEP 9 11:04
 RECEIVED
 A.L.K. PROFFER & SON, INC.

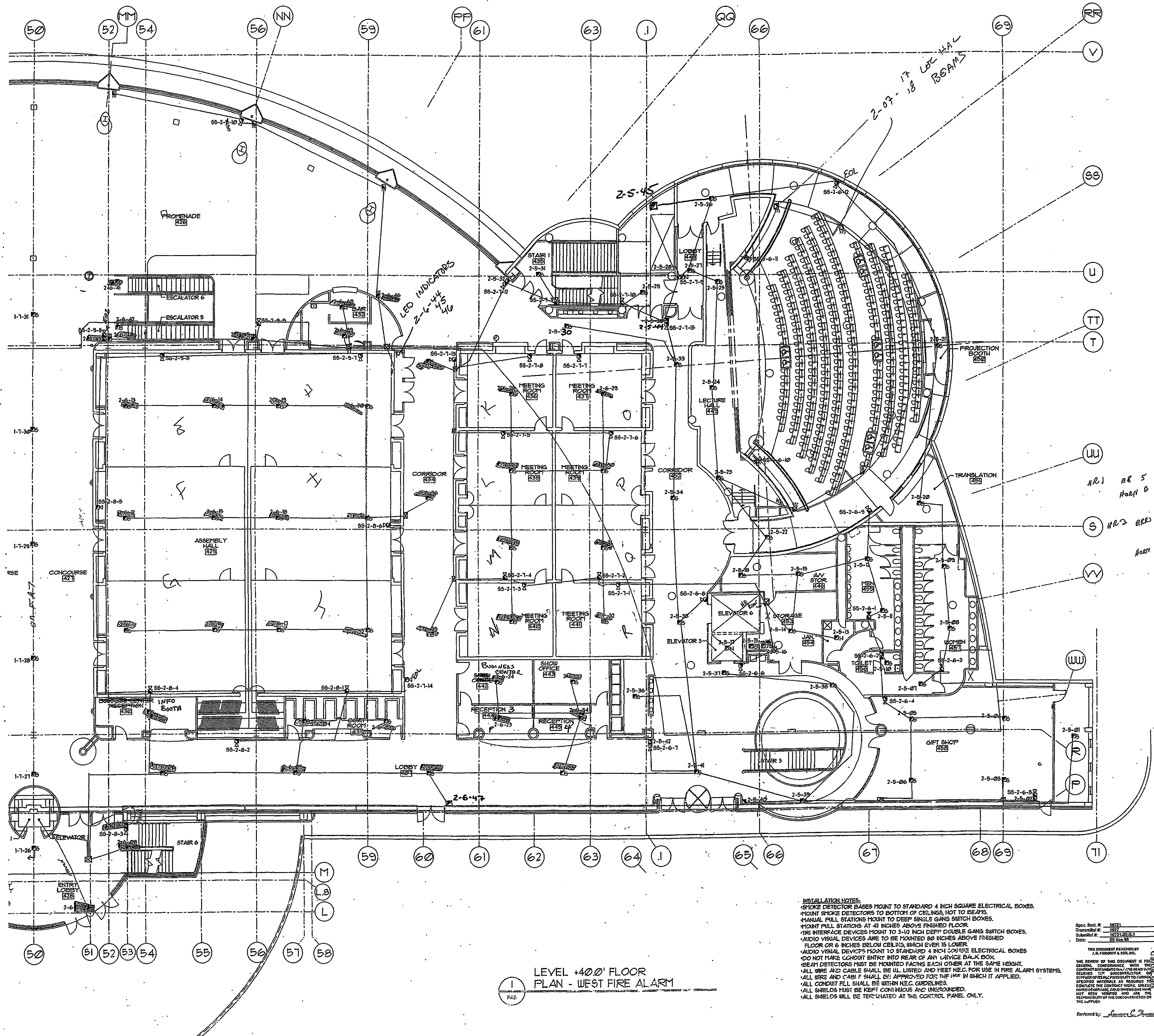
CERBERUS PYROTRONICS
 4722 Forwell Street Suite 4, McFarland, Wisconsin 53568
 Sales: (608)338-4200 Fax: (608)338-4161

THE OWNER AND CONTRACTOR SHALL BE RESPONSIBLE FOR VERIFYING THE ACCURACY OF THE INFORMATION PROVIDED BY THE SUBCONTRACTOR OR SUPPLIER OF THE CONTRACTOR TO FURNISH SPECIFIED MATERIALS AS REQUIRED TO COMPLETE THE CONTRACT WORK. CHECKS PHOTOGRAPHIC FIELD DOCUMENTATION HAVE NOT BEEN VIEWED, AND ARE THE RESPONSIBILITY OF THE SUBCONTRACTOR OR THE SUPPLIER.

MONONA TERRACE CONVENTION CENTER
 FIRE ALARM SUBMITTALS
 MADISON, WISCONSIN

REVISIONS

DRAWN BY: MJK
 APPROVED BY: TRT
 SCALE: AS SHOWN
 DATE: 8/26/00
 JOB NO: 1606-WI
 CAD. FILE NO:
 DRAWING NO: FA1
 OF SHEETS



LEVEL +400' FLOOR
PLAN - WEST FIRE ALARM

INSTALLATION NOTES:
 *SMOKE DETECTOR BASES MOUNT TO STANDARD 4 INCH SQUARE ELECTRICAL BOXES.
 *MOUNT SMOKE DETECTORS TO BOTTOM OF CEILINGS, NOT TO BEAMS.
 *MANUAL PULL STATIONS MOUNT TO DEEP SINGLE GANG SWITCH BOXES.
 *MOUNT PULL STATIONS AT 42 INCHES ABOVE FINISHED FLOOR.
 *TRI INTERFERENCE DEVICES MOUNT TO 3-1/2 INCH DEEP DOUBLE GANG SWITCH BOXES.
 *AUDIO VISUAL DEVICES ARE TO BE MOUNTED 80 INCHES ABOVE FINISHED FLOOR OR 6 INCHES BELOW CEILING, WHICHEVER IS LOWER.
 *AUDIO VISUAL DEVICES MOUNT TO STANDARD 4 INCH SQUARE ELECTRICAL BOXES.
 *DO NOT MAKE CONDUIT ENTRY INTO REAR OF ANY DEVICE BULK BOX.
 *BEAM DETECTORS MUST BE MOUNTED FACING EACH OTHER AT THE SAME HEIGHT.
 *ALL WIRE AND CABLE SHALL BE UL LISTED AND MEET NEC FOR USE IN FIRE ALARM SYSTEMS.
 *ALL WIRE AND CABLE SHALL BE APPROVED FOR THE IFC IN WHICH IT APPLIED.
 *ALL CONDUIT FILL SHALL BE WITHIN NEC GUIDELINES.
 *ALL SHIELDS MUST BE KEPT CONTINUOUS AND UNGROUNDED.
 *ALL SHIELDS WILL BE TERMINATED AT THE CONTROL PANEL ONLY.

Spec. Sect. #: 18721
 Transmittal #: 18721-001
 Submittal #: 18721-001-1
 Date: 02/09/95

THIS DOCUMENT REVIEWED BY:
 J.L. FRODOFF & SON, INC.
 THE REVIEW OF THIS DOCUMENT IS FOR GENERAL CONFORMANCE WITH SPECIFICATIONS AND CONTRACT DOCUMENTS ONLY AND DOES NOT CONSTITUTE A GUARANTEE OF THE ACCURACY OF THE INFORMATION OR THE RESPONSIBILITY OF THE SUBCONTRACTOR OR THE SUPPLIER.

SEP 9 15 1995
 SITE PLAN 2/95

Reviewed by: *[Signature]*

CERBERUS PYROTRONICS
 4722 Fernside Street Suite 4, McFarland, Wisconsin 53598
 Sales (608)335-4250 Fax (608)335-4761

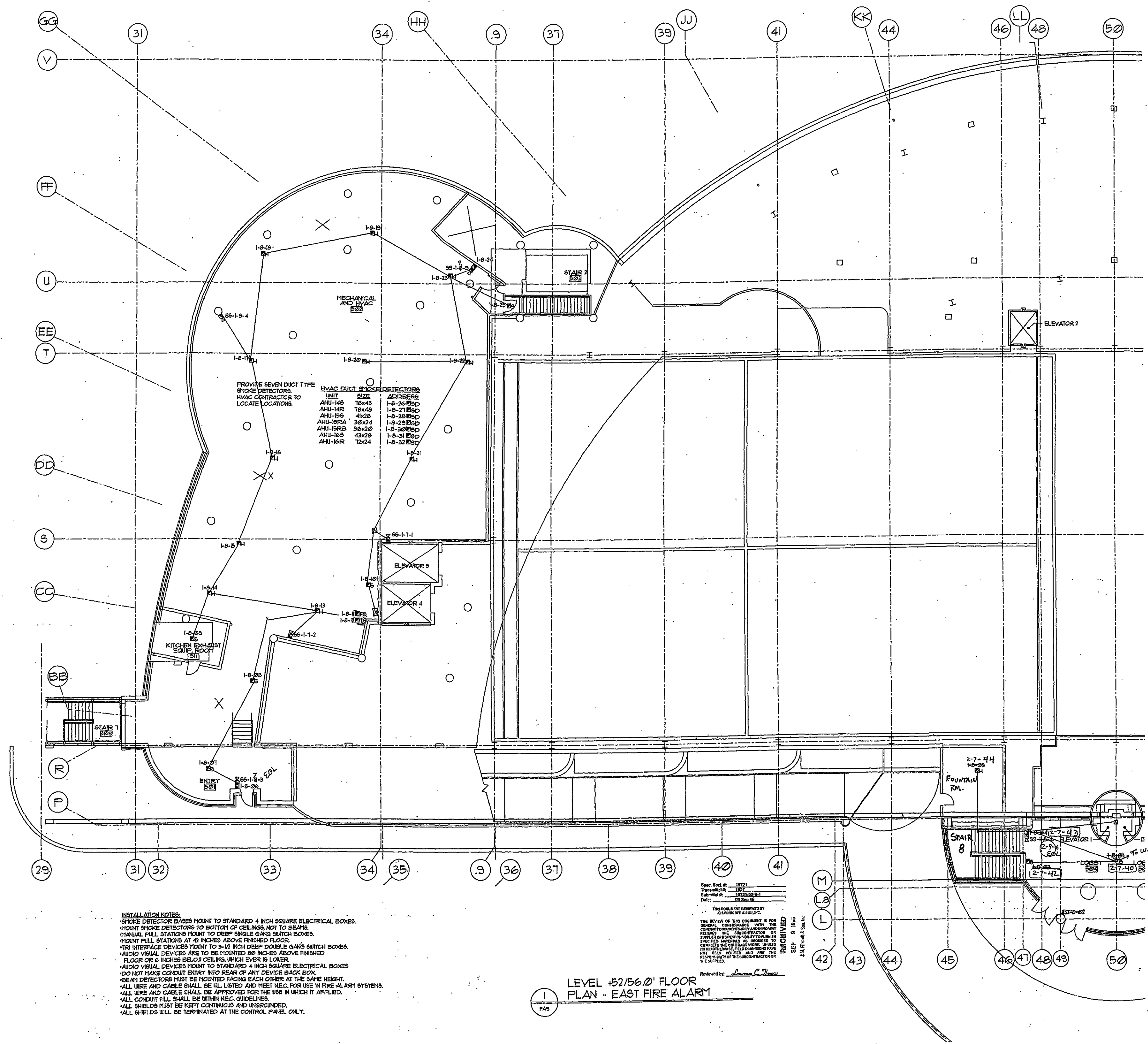
THIS DRAWING SHALL BE USED ONLY IN CONNECTION WITH THE PROJECT AND SHALL NOT BE REPRODUCED OR TRANSMITTED IN ANY FORM OR BY ANY MEANS, ELECTRONIC OR MECHANICAL, INCLUDING PHOTOCOPYING, RECORDING, OR BY ANY INFORMATION STORAGE AND RETRIEVAL SYSTEM.

MONONA TERRACE CONVENTION CENTER
 FIRE ALARM SUBMITTALS
 MADISON, WISCONSIN

REVISIONS

DRAWN BY: MJK
 APPROVED BY: TRT
 SCALE: AS SHOWN
 DATE: 8/26/95
 JOB NO: 1606-WI
 CAD. FILE NO:
 DRAWING NO: FAB
 OF SHEETS

W 40




INSTALLATION NOTES:
 *SMOKE DETECTOR BASES MOUNT TO STANDARD 4 INCH SQUARE ELECTRICAL BOXES.
 *MOUNT SMOKE DETECTORS TO BOTTOM OF CEILING, NOT TO BEAMS.
 *MANUAL PULL STATIONS MOUNT TO DEEP SINGLE GANG SWITCH BOXES.
 *MOUNT PULL STATIONS AT 42 INCHES ABOVE FINISHED FLOOR.
 *TRI INTERFACE DEVICES MOUNT TO 3-1/2 INCH DEEP DOUBLE GANG SWITCH BOXES.
 *AUDIO VISUAL DEVICES ARE TO BE MOUNTED 80 INCHES ABOVE FINISHED FLOOR OR 6 INCHES BELOW CEILING, WHICHEVER IS LOWER.
 *AUDIO VISUAL DEVICES MOUNT TO STANDARD 4 INCH SQUARE ELECTRICAL BOXES
 *DO NOT MAKE CONDUIT ENTRY INTO REAR OF ANY DEVICE BACK BOX.
 *BEAM DETECTORS MUST BE MOUNTED FACING EACH OTHER AT THE SAME HEIGHT.
 *ALL WIRE AND CABLE SHALL BE UL LISTED AND MEET NEC. FOR USE IN FIRE ALARM SYSTEMS.
 *ALL WIRE AND CABLE SHALL BE APPROVED FOR THE USE IN WHICH IT APPLIED.
 *ALL CONDUIT FILL SHALL BE WITHIN NEC. GUIDELINES.
 *ALL SHIELDS MUST BE KEPT CONTINUOUS AND UNGROUNDED.
 *ALL SHIELDS WILL BE TERMINATED AT THE CONTROL PANEL ONLY.

Spec. Sect #: 10721
 Transmittal #: 1072
 Submittal #: 1072-02-0-1
 Date: 09 Sep 98

THIS DOCUMENT REVIEWED BY:
 J.H. PHILLIPS & SON, INC.
 THE REVIEW OF THIS DOCUMENT IS FOR GENERAL CONFORMANCE WITH THE CONTRACT DOCUMENTS AND DOES NOT BELIEVE THE SUBCONTRACTOR OR SUPPLIER'S RESPONSIBILITY TO FURNISH SPECIFIED MATERIALS AS REQUIRED TO COMPLETE THE CONTRACT WORK UNLESS NOTED OTHERWISE. FIELD DIMENSIONS HAVE NOT BEEN VERIFIED AND ARE THE RESPONSIBILITY OF THE SUBCONTRACTOR OR THE SUPPLIER.

Reviewed by: *Lawrence C. Thomas*

1
 FAB
 LEVEL +52/56.0' FLOOR
 PLAN - EAST FIRE ALARM 1



CERBERUS
 PYROTRONICS
 4722 Forwell Street suite 4 McFarland, Wisconsin
 Sales (608)358-4250 Fax (608)358-4401

THIS DOCUMENT IS NOT TO BE USED FOR ANY OTHER PROJECT WITHOUT THE WRITTEN PERMISSION OF CERBERUS PYROTRONICS. ANY REUSE OR MODIFICATION OF THIS DOCUMENT IS STRICTLY PROHIBITED.

MONONA TERRACE CONVENTION CENTER
 FIRE ALARM SUBMITTALS
 MADISON, WISCONSIN

REVISIONS

DRAWN BY:
 MKK

APPROVED BY:
 TRT

SCALE:
 AS SHOWN

DATE:
 8/26/98

JOB NO:
 1605-UI

CAD. FILE NO:

DRAWING NO:
 FA9
 OF SHEETS

THIS DRAWING SHALL BE USED ONLY FOR THE PROJECT AND SITE SPECIFICALLY IDENTIFIED HEREON. ANY REUSE OF THIS DRAWING FOR ANY OTHER PROJECT WITHOUT THE WRITTEN PERMISSION OF CERBERUS PYROTRONICS IS STRICTLY PROHIBITED.

**MONONA TERRACE CONVENTION CENTER
 FIRE ALARM SUBMITTALS**
 MADISON, WISCONSIN

REVISIONS

DRAWN BY:

MJK

APPROVED BY:

TRT

SCALE:

AS SHOWN

DATE:

9/26/96

JOB NO:

1606-UI

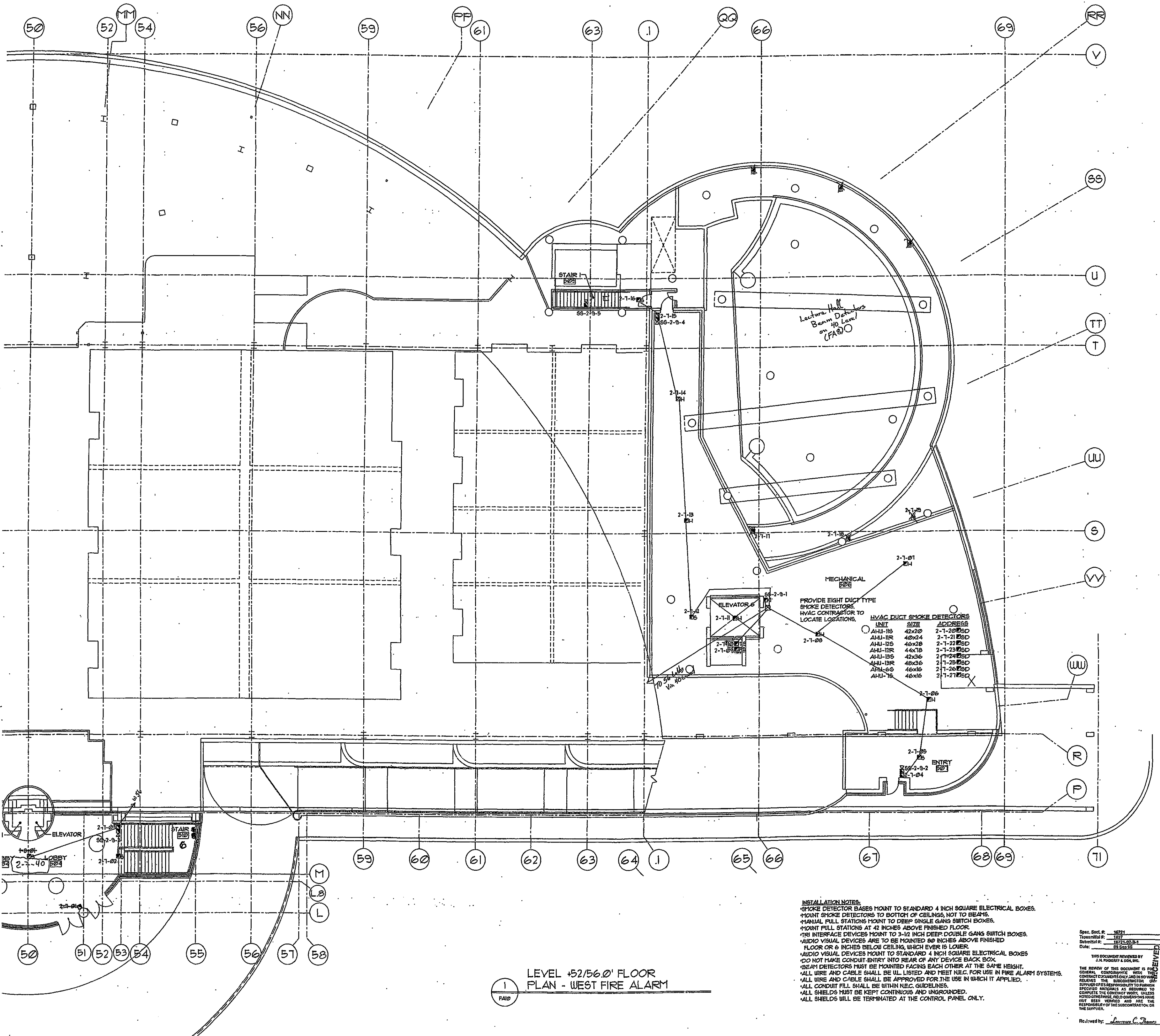
CAD. FILE NO:

DRAWING NO:

FA10

OF

SHEETS



**LEVEL +52/56.0' FLOOR
 PLAN - WEST FIRE ALARM**

Spec. Sect. # 1621
 Transmittal # 1327
 Submittal # 1621-02-3-1
 Date: 09/26/96

THIS DOCUMENT REVIEWED BY
 J.A. PROBERT & SON, INC.

THE REVIEW OF THIS DOCUMENT IS FOR GENERAL CONFORMANCE WITH THE CONTRACT DOCUMENTS ONLY. THE REVIEWER'S SIGNATURE DOES NOT CONSTITUTE AN ENDORSEMENT OF THE SPECIFIED MATERIALS AS REQUIRED TO COMPLETE THE CONTRACT WORK. UNLESS NOTED OTHERWISE, FIELD CONDITIONS HAVE NOT BEEN VERIFIED AND ARE THE RESPONSIBILITY OF THE SUBCONTRACTOR OR THE SUPPLIER.

242 Fenwick St., Suite 4
 McFarland, WI 53568
 (608) 335-4250

THIS DRAWING AND ALL INFORMATION CONTAINED HEREIN IS UNCLASSIFIED EXCEPT WHERE SHOWN OTHERWISE. IT IS THE PROPERTY OF CERBERUS PYROTRONICS AND IS LOANED TO YOU BY THE COMPANY. IT IS NOT TO BE REPRODUCED OR TRANSMITTED IN ANY FORM OR BY ANY MEANS, ELECTRONIC OR MECHANICAL, INCLUDING PHOTOCOPYING, RECORDING, OR BY ANY INFORMATION STORAGE AND RETRIEVAL SYSTEM, WITHOUT THE WRITTEN PERMISSION OF CERBERUS PYROTRONICS.

**MONONA TERRACE CONVENTION CENTER
FIRE ALARM SUBMITTALS**
MADISON, WISCONSIN

REVISIONS

DRAWN BY:

MJK

APPROVED BY:

TRT

SCALE:

AS SHOWN

DATE:

8/26/96

JOB NO:

1626-WI

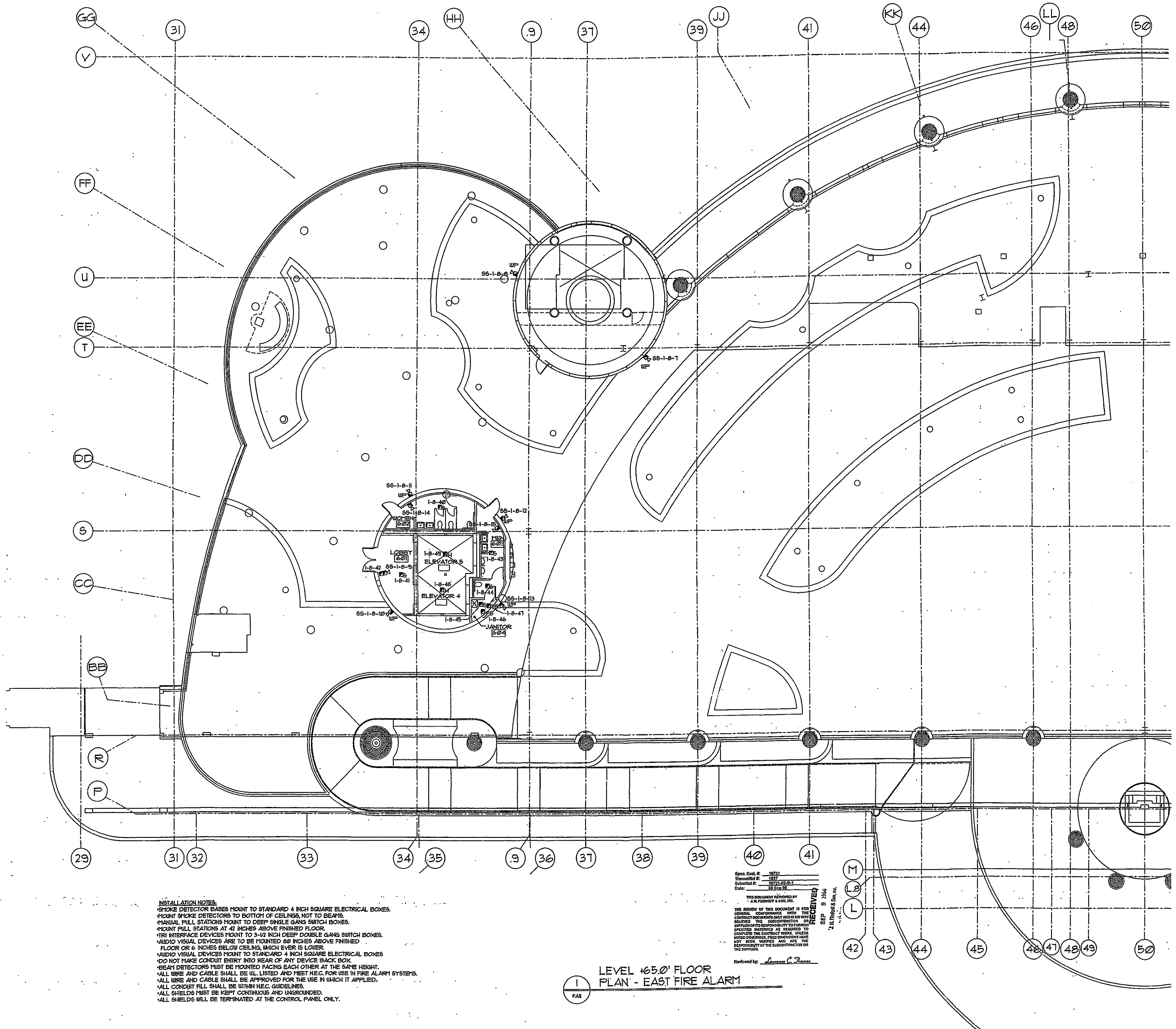
CAD. FILE NO:

DRAWING NO:

FA1

OF

SHEETS



INSTALLATION NOTES:
 *SMOKE DETECTOR BASES MOUNT TO STANDARD 4 INCH SQUARE ELECTRICAL BOXES.
 *MOUNT SMOKE DETECTORS TO BOTTOM OF CEILINGS, NOT TO BEAMS.
 *MANUAL PULL STATIONS MOUNT TO DEEP SINGLE GANG SWITCH BOXES.
 *MOUNT PULL STATIONS AT 42 INCHES ABOVE FINISHED FLOOR.
 *TRI INTERFACE DEVICES MOUNT TO 3-1/2 INCH DEEP DOUBLE GANG SWITCH BOXES.
 *AUDIO VISUAL DEVICES ARE TO BE MOUNTED 80 INCHES ABOVE FINISHED FLOOR OR 6 INCHES BELOW CEILING, WHICHEVER IS LOWER.
 *AUDIO VISUAL DEVICES MOUNT TO STANDARD 4 INCH SQUARE ELECTRICAL BOXES.
 *DO NOT MAKE CONDUIT ENTRY INTO REAR OF ANY DEVICE BACK BOX.
 *SEAM DETECTORS MUST BE MOUNTED FACING EACH OTHER AT THE SAME HEIGHT.
 *SEAM WIRE AND CABLE SHALL BE UL LISTED AND MEET N.E.C. FOR USE IN FIRE ALARM SYSTEMS.
 *ALL WIRE AND CABLE SHALL BE APPROVED FOR THE USE IN WHICH IT APPLIED.
 *ALL CONDUIT FILL SHALL BE WITHIN N.E.C. GUIDELINES.
 *ALL SHIELDS MUST BE KEPT CONTINUOUS AND UNGROUNDED.
 *ALL SHIELDS WILL BE TERMINATED AT THE CONTROL PANEL ONLY.

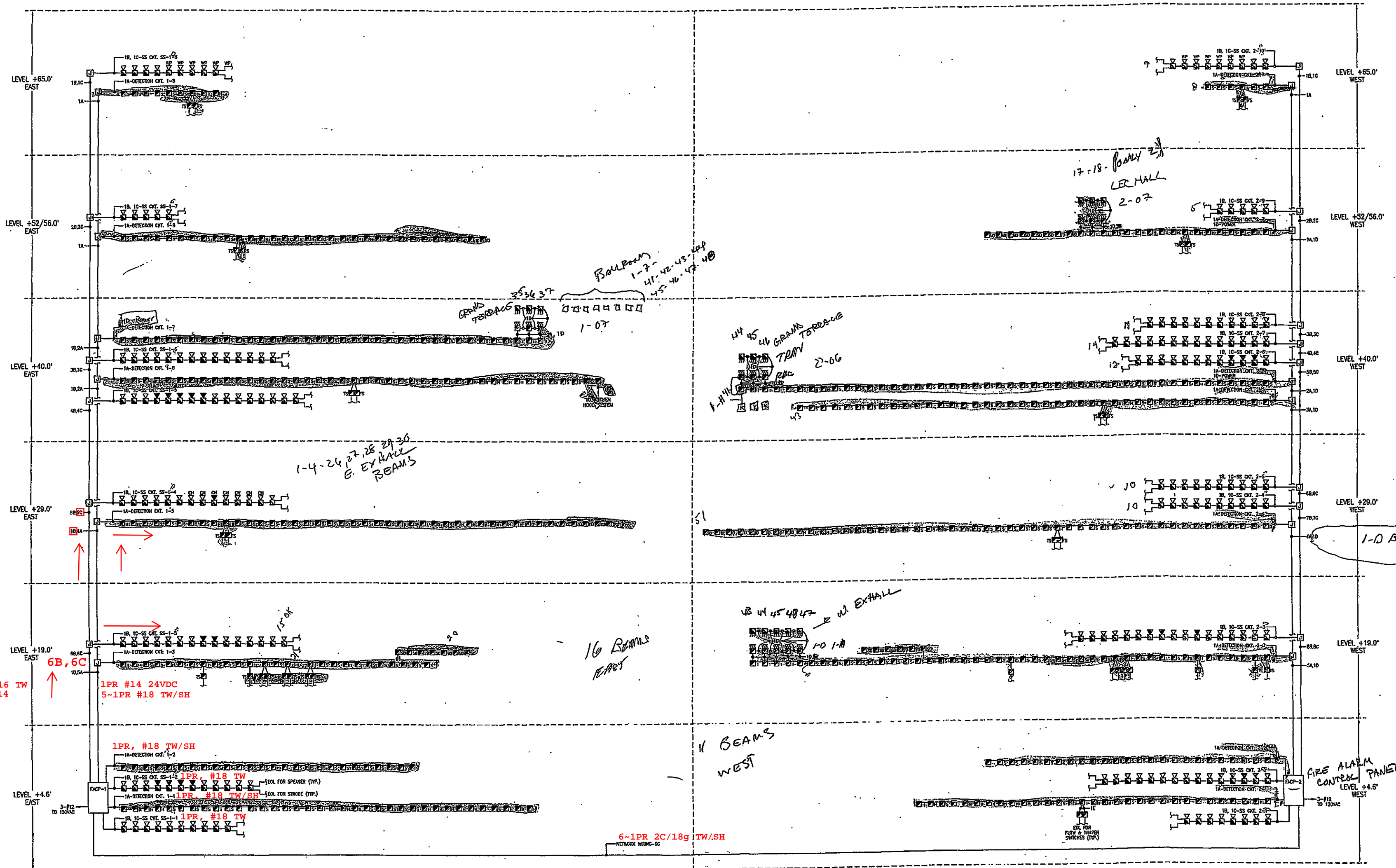
Spec. Sheet # 16721
 Transmittal # 1527
 Submittal # 16721-02-8-1
 Date: 02/25/96

THIS DOCUMENT REVIEWED BY:
 J.H. FISHER & SON, INC.
 THE REVIEW OF THIS DOCUMENT IS FOR CERBERUS CONFORMANCE WITH THE CONTRACT DOCUMENTS ONLY AND IN NO WAY RELIEVES THE SUBCONTRACTOR OF HIS OBLIGATION TO FURNISH SPECIFIED MATERIALS AS REQUIRED TO COMPLETE THE CONTRACT WORK. THESE NOTES OR OTHERWISE, FIELD DIMENSIONS HAVE NOT BEEN VISITED AND ARE THE RESPONSIBILITY OF THE SUBCONTRACTOR OR THE SURFACE.
 Reviewed by: Lawrence C. Thomas

**LEVEL +65.0' FLOOR
PLAN - EAST FIRE ALARM**

THIS DOCUMENT IS THE PROPERTY OF CERBERUS PYROTRONICS. IT IS TO BE USED ONLY FOR THE PROJECT AND SITE SPECIFICALLY IDENTIFIED HEREON. IT IS NOT TO BE REPRODUCED, COPIED, OR TRANSMITTED IN ANY FORM OR BY ANY MEANS, ELECTRONIC OR MECHANICAL, INCLUDING PHOTOCOPYING, RECORDING, OR BY ANY INFORMATION STORAGE AND RETRIEVAL SYSTEM.

**MONONA TERRACE CONVENTION CENTER
 FIRE ALARM SUBMITTALS**
 MADISON, WISCONSIN



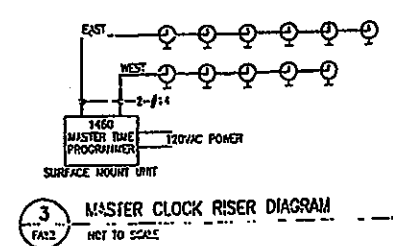
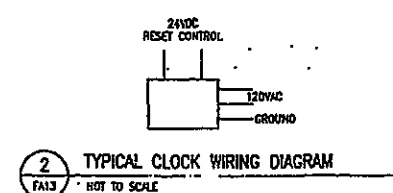

6-1PR #16 TW
 6-1PR #14

1PR #14 24VDC
 5-1PR #18 TW/SH

1PR, #18 TW/SH

1PR, #18 TW
 1PR, #18 TW/SH
 1PR, #18 TW

6-1PR 2C/18g TW/SH



WIRE LEGEND
 A = PR #18 TW/SH - SOURCE LOOP
 B = PR #16 TW - SPEAKER CTS
 C = PR #14 - SOURCE CTS
 D = PR #14 24VDC - AUXILIARY POWER
 E = PR 2C/18g TW/SH - NETWORK
 F = 5-18g

FULL WIRE SPECIFICATIONS - 30' 1/2" DIA
 STRIPES - 24' 1/2" DIA
 TRS - 3.6' 1/2" DIA

MOUNTING ADVICE FOR DEVICES:
 5' A.F.F. OR 6' BELOW CEILING, WITH OVER 6" CLEARANCE FOR SPEAKER STROKES AND SOURCE CTS DEVICES.
 42" A.F.F. FOR MANUAL PULL STATIONS.
 MOUNT SOURCE CTS DEVICES & HEAT DETECTORS TO BOTTOM OF CEILING, NOT TO BEAMS.

REVISIONS

DRAWN BY:
 MUK

APPROVED BY:
 TRT

SCALE:
 AS SHOWN

DATE:
 8/26/96

JOB NO:
 1606-WI

CAD. FILE NO:

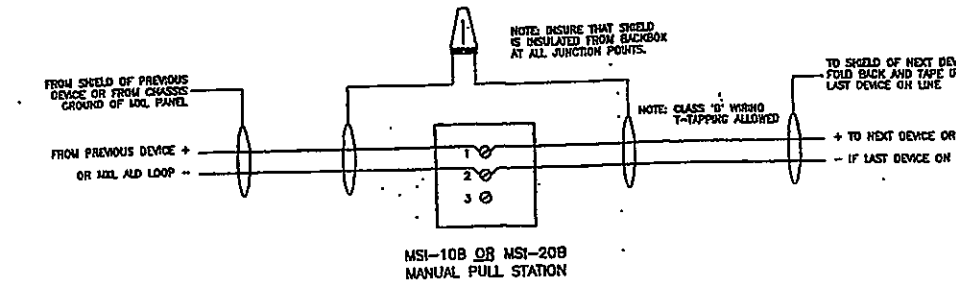
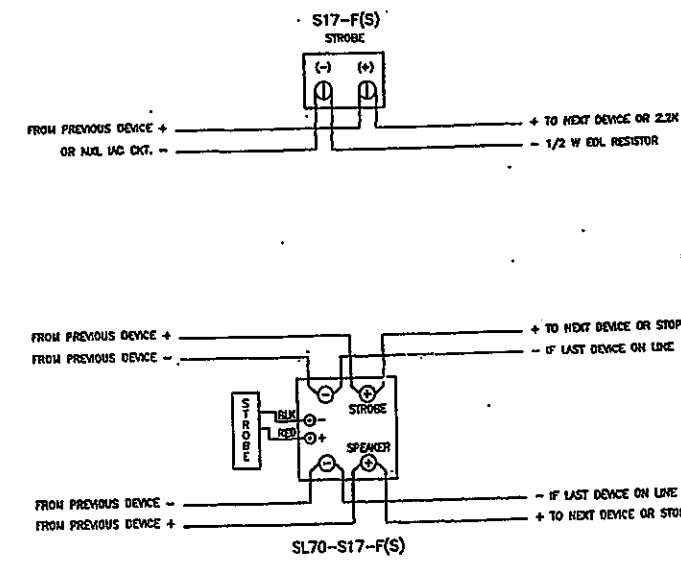
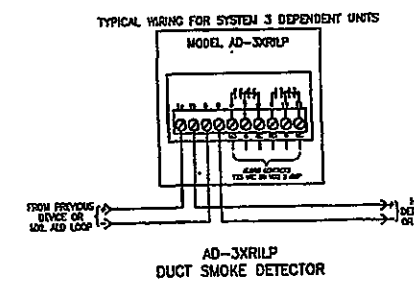
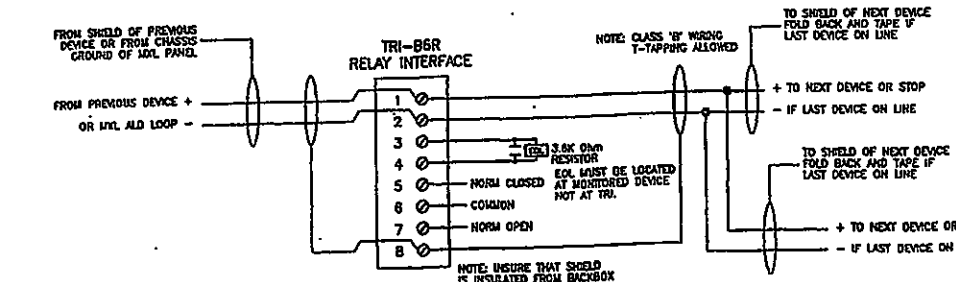
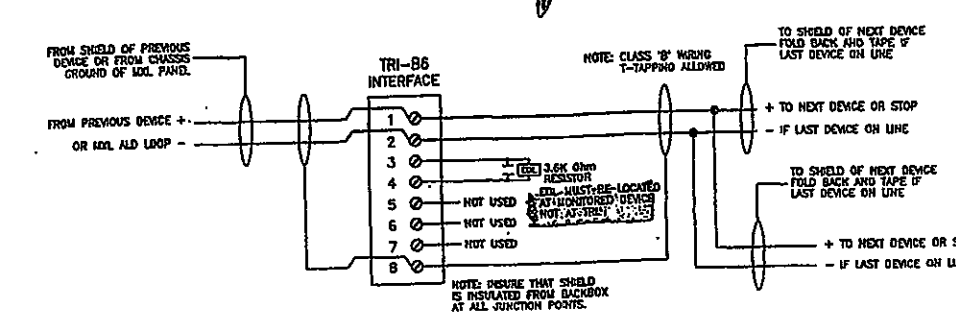
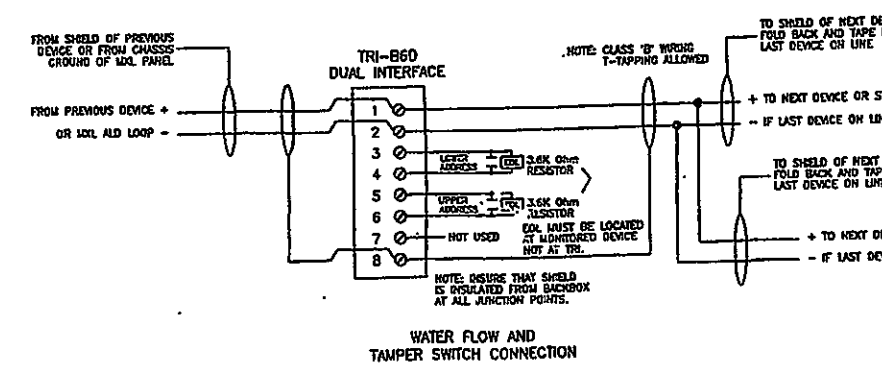
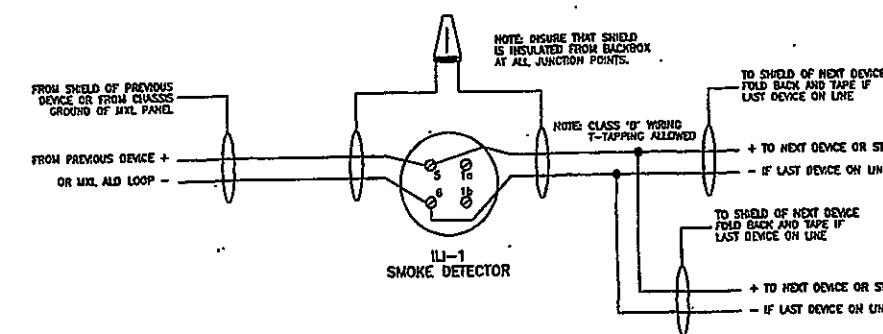
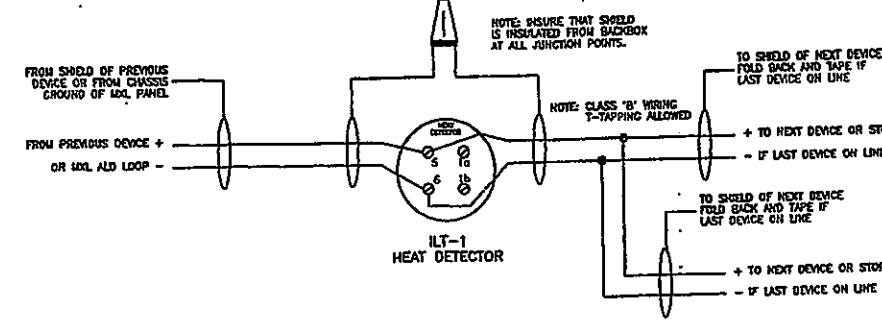
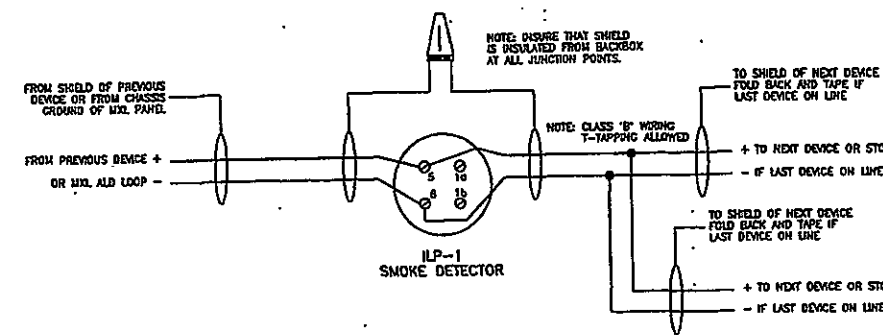
DRAWING NO:
 FA13

OF SHEETS

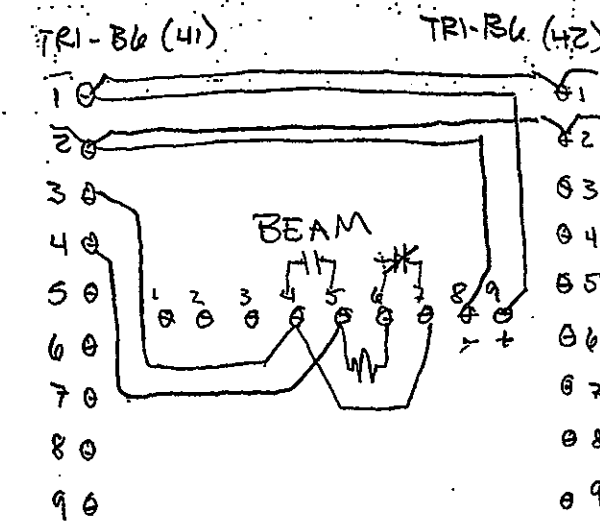
Spec. Sect. #: 5872
 Transmittal #: 1971
 Submit #: 5871-LOG-S-1
 Date: 03.28.96

THIS DOCUMENT IS THE PROPERTY OF CERBERUS PYROTRONICS. IT IS TO BE USED ONLY FOR THE PROJECT AND SITE SPECIFICALLY IDENTIFIED HEREON. IT IS NOT TO BE REPRODUCED, COPIED, OR TRANSMITTED IN ANY FORM OR BY ANY MEANS, ELECTRONIC OR MECHANICAL, INCLUDING PHOTOCOPYING, RECORDING, OR BY ANY INFORMATION STORAGE AND RETRIEVAL SYSTEM.

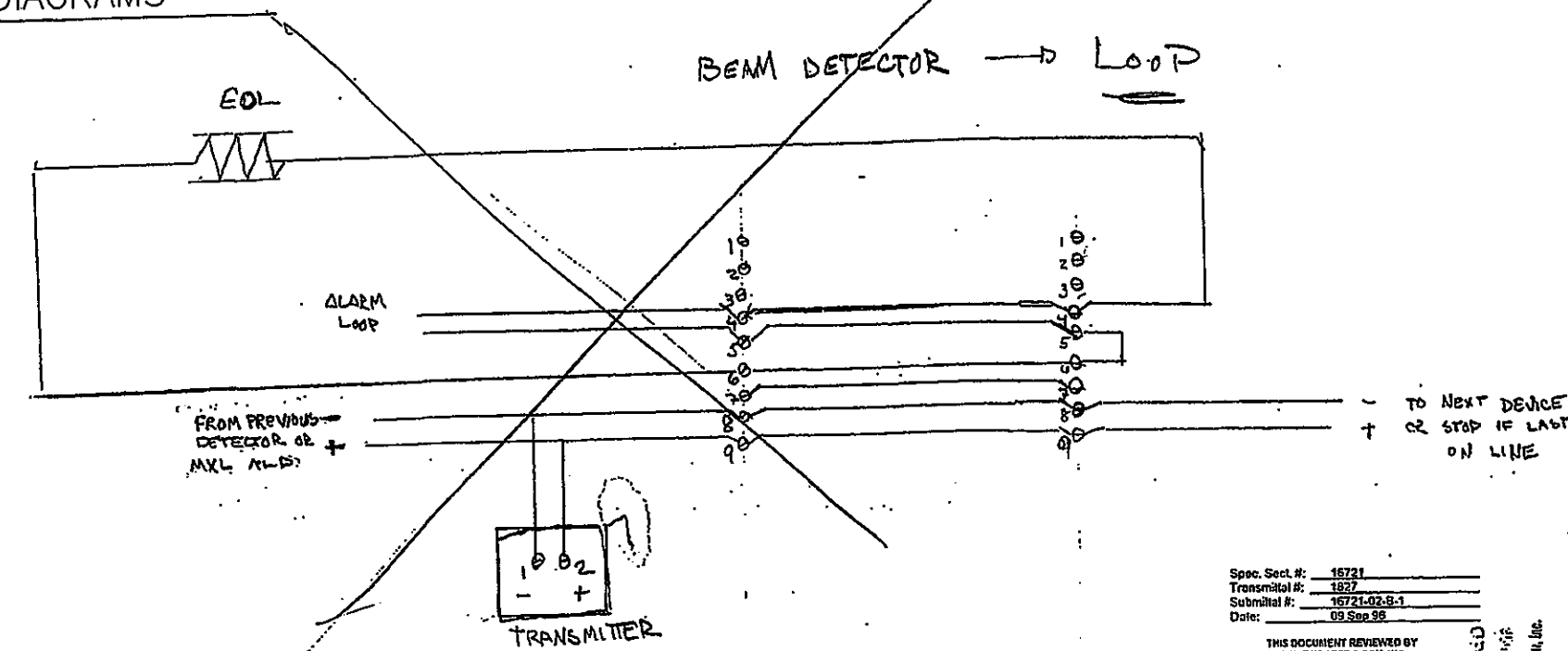
Reviewed by: Lawrence C. Thomas



TYPICAL DEVICE WIRING DIAGRAMS
NO SCALE



EA BEAM IS
WIRED AS AN
INDIVIDUAL w/
A TRI ADDRESS
INTERFACE.




Spec. Sect. #: 1577
 Transmittal #: 1577
 Submitted #: 1577-02-1
 Date: 03.06.86

THIS DOCUMENT REVISED BY
 J. K. FENDORFF & SON, INC.

THE REVIEW OF THIS DOCUMENT IS FOR
 GENERAL CONCERN ONLY AND DOES NOT
 CONSTITUTE AN ENDORSEMENT OR
 RECOMMENDATION OF THE PRODUCTS OR
 MATERIALS. THE SUBCONTRACTOR OR
 SUPPLIER IS RESPONSIBLE FOR THE
 SELECTION AND USE OF THE MATERIALS.
 THE REVIEW OF THIS DOCUMENT IS FOR
 GENERAL CONCERN ONLY AND DOES NOT
 CONSTITUTE AN ENDORSEMENT OR
 RECOMMENDATION OF THE PRODUCTS OR
 MATERIALS. THE SUBCONTRACTOR OR
 SUPPLIER IS RESPONSIBLE FOR THE
 SELECTION AND USE OF THE MATERIALS.

SEP 9 1986
 J. K. FENDORFF & SON, INC.

Reviewed by: *Lawrence C. Z...*



4722 Forwell Street, Suite 4, McFarland, Wisconsin 53558
Sales (608)338-4250 Fax (608)338-4461

THIS DRAWING AND ALL RIGHTS RESERVED BY CERBERUS PYROTRONICS. ANY REPRODUCTION OR TRANSMISSION OF THIS DRAWING WITHOUT THE WRITTEN PERMISSION OF CERBERUS PYROTRONICS IS PROHIBITED. ALL RIGHTS RESERVED.

MONONA TERRACE CONVENTION CENTER
 FIRE ALARM SUBMITTALS
 MADISON, WISCONSIN

REVISIONS

DRAWN BY: MJK

APPROVED BY: TRT

SCALE: AS SHOWN

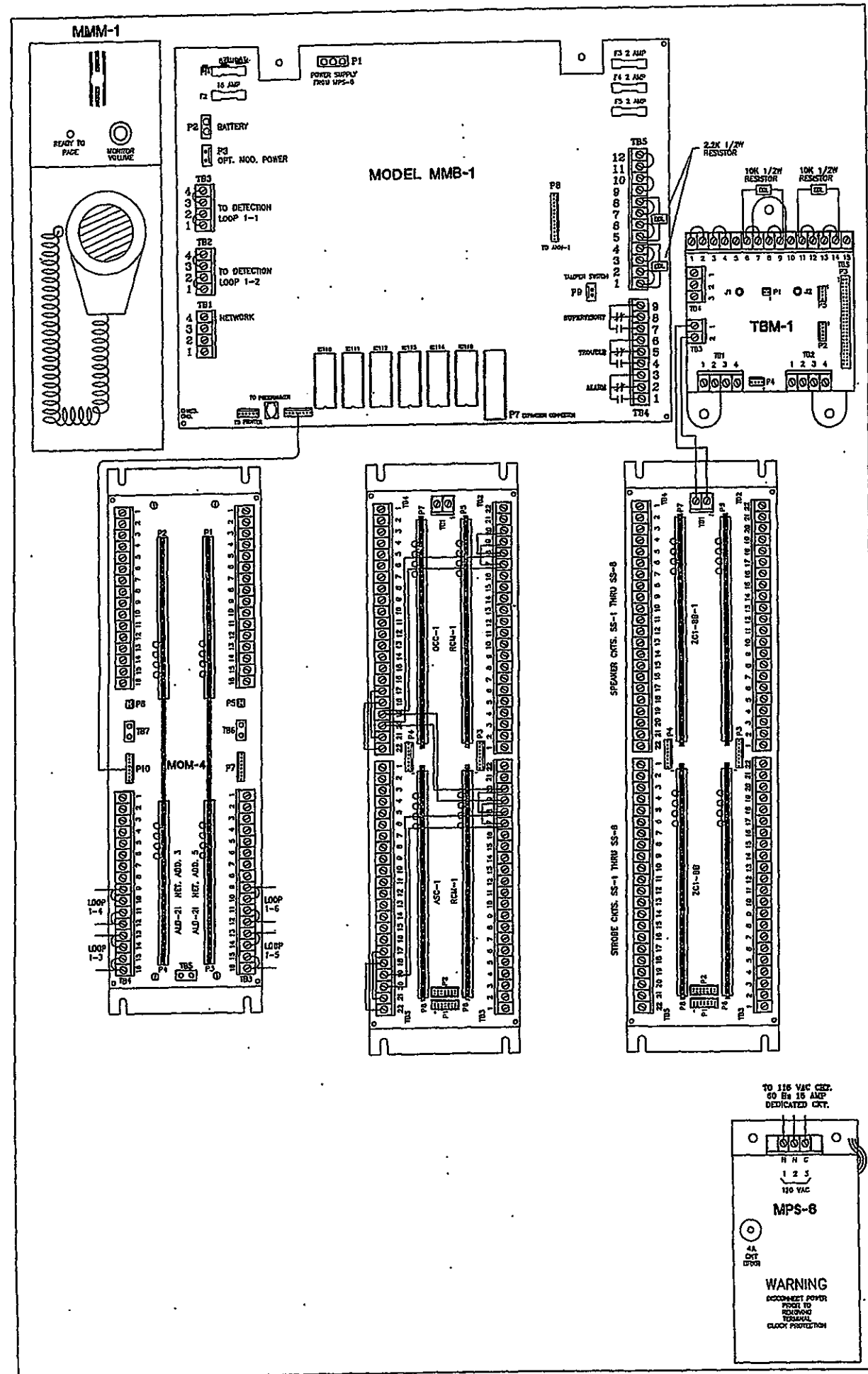
DATE: 8/26/86

JOB NO: 1626-WI

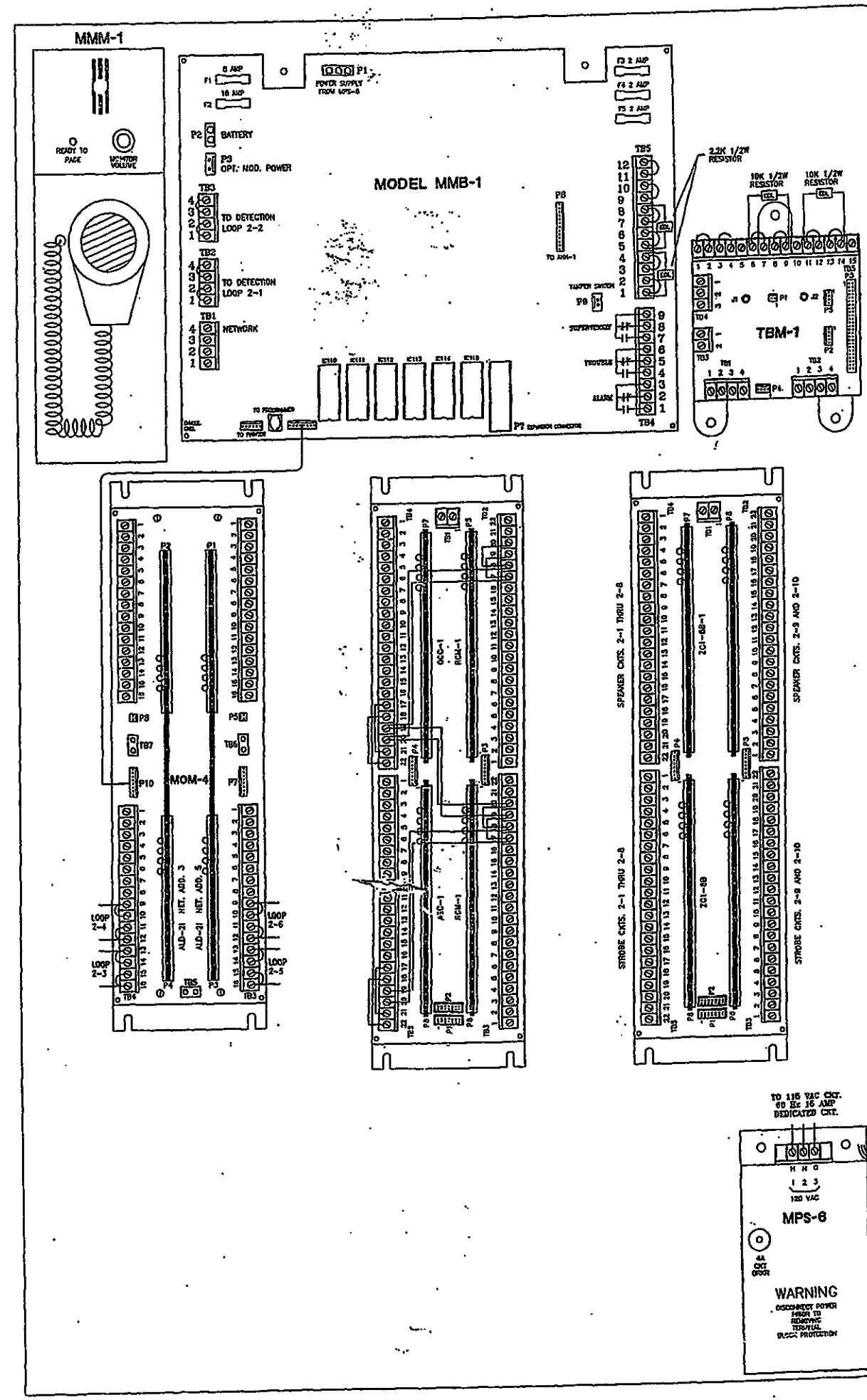
CAD. FILE NO:

DRAWING NO: FA14

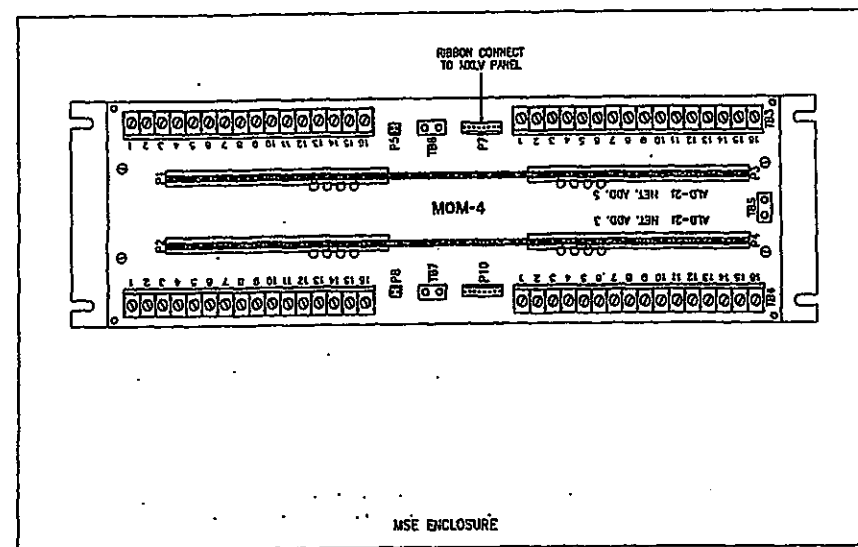
OF SHEETS



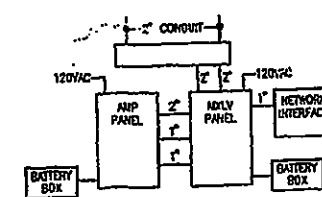
PANEL #1 LAYOUT
NOT TO SCALE



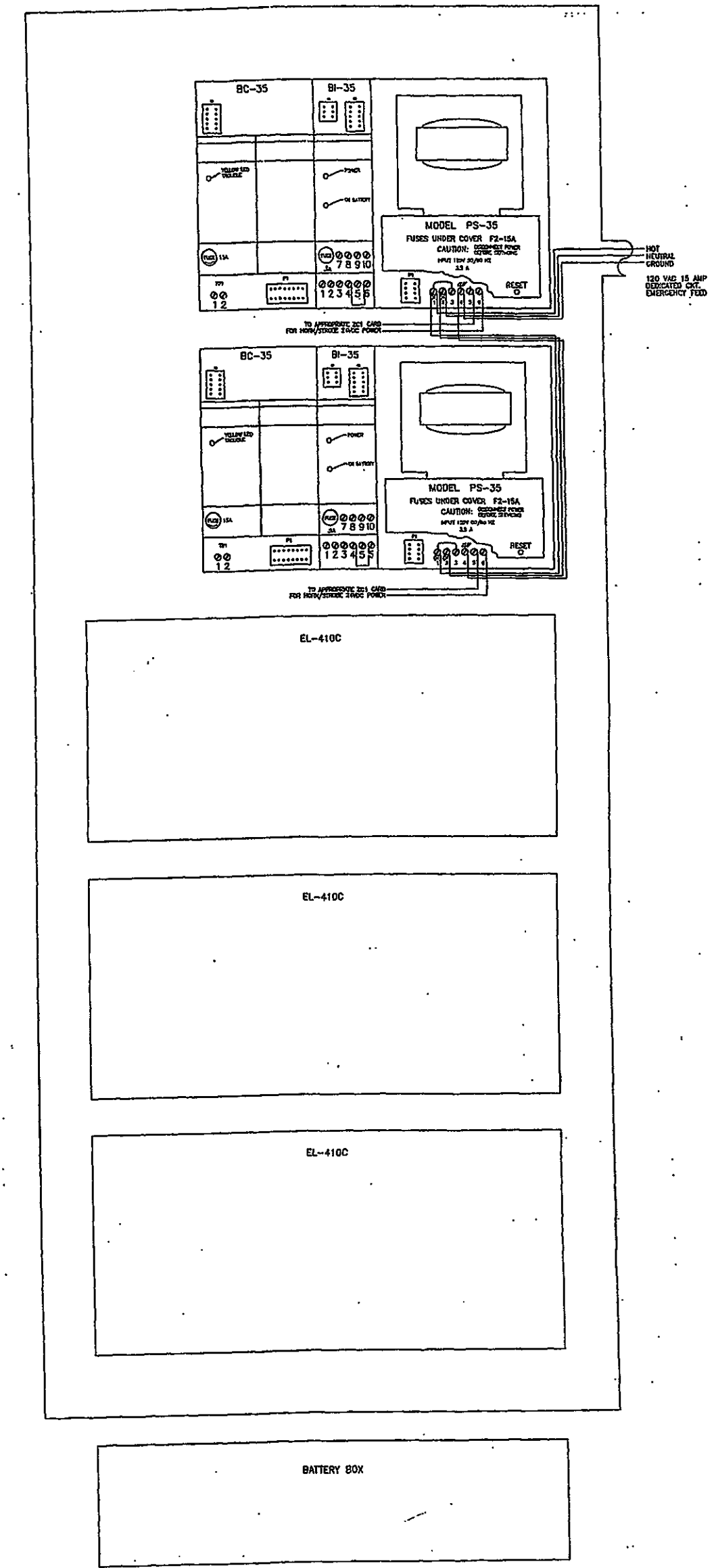
PANEL #2 LAYOUT
NOT TO SCALE



PANELS #1 & #2 NETWORK INTERFACE PANELS
NOT TO SCALE



PANEL LAYOUTS - TYPICAL FOR 2 LOCATIONS
NOT TO SCALE



PANELS #1 & #2 AMP. - POWER SUPPLY PANEL
NOT TO SCALE

- K LED BEAM INDICATOR PANEL
- MA FIRE ALARM MANUAL STATION
- MAV FIRE ALARM AUDIO/VISUAL SIGNAL
- MAV FIRE ALARM VISUAL SIGNAL
- MS FIRE ALARM SMOKE DETECTOR
- MS FIRE ALARM HEAT DETECTOR
- MI FIRE ALARM INTERFACE MODULE
- MI FIRE ALARM CONTROL MODULE
- CHM FIRE ALARM AUDIO SIGNAL-CEILING MOUNTED
- MSA FIRE ALARM BEAM SMOKE DETECTOR TRANSMITTER
- MR FIRE ALARM BEAM SMOKE DETECTOR RECEIVER
- MSFS SPRINKLER SYSTEM TAMPER SWITCH - FIV
- MSFS SPRINKLER SYSTEM FLOW SWITCH
- MAFP FIRE ALARM CONTROL PANEL
- MAAF FIRE ALARM ANNUNCIATOR PANEL
- MSD FIRE ALARM DUCT SMOKE DETECTOR WITH AUX. RELAYS
- MSD CLOCK, FARADAY

Spec. Sect. #: 16721
Transmittal #: 1927
Submittal #: 1927-03-B-1
Date: 09 Sep 88

THIS DOCUMENT REVIEWED BY:
J. H. FURBERG & SONS, INC.
FOR GENERAL CONFIRMATION OF THE
GENERAL CONFORMANCE WITH THE
GENERAL REQUIREMENTS ONLY AND DOES NOT
RELIEVE THE SUBMITTER OF HIS
OBLIGATION TO THE ARCHITECTOR. USE
SPECIFIED MATERIALS AS REQUIRED TO
COMPLETE THE CONTRACT UNLESS
NOTED OTHERWISE. FIELD CONDITIONS HAVE
NOT BEEN REVIEWED AND ARE THE
RESPONSIBILITY OF THE SUBMITTER OR
THE SUPPLIER.

Reviewed by: Lawrence C. Jones

REVISIONS

DRAWN BY:	MJK
APPROVED BY:	TRT
SCALE:	AS SHOWN
DATE:	8/26/86
JOB NO.:	1606-WI
CAD. FILE NO.:	
DRAWING NO.:	FA15
OF SHEETS:	

MONONA TERRACE CONVENTION CENTER
FIRE ALARM SUBMITTALS
MADISON, WISCONSIN

CERBERUS
PYROTRONICS
4722 Forwell Street suite 4 McFarland, Wisconsin 53558
Sales (608)838-4250 Fax (608)838-4465



SIEMENS BUILDING TECHNOLOGIES, INC. FIRE SAFETY DIVISION

TUNNEL

Tunnel

LOCATION & S/N	DEVICE TYPE
1-1 TUNNEL ZONE 1 PULL STATION	Conventional Zone
1-2 TUNNEL ZN 1 FIRE EXTINGUISHER DR	Conventional Zone
1-5 TUNNEL ZONE 2 PULL STATION	Conventional Zone
1-6 TUNNEL ZONE 2 PHONE LINE LOSS	Conventional Zone
1-7 TUNNEL ZN 2 FIRE EXTINGUISHER DR	Conventional Zone
1-8 TUNNEL ZONE 2 SPARE	Conventional Zone
1-9 TUNNEL ZONE 3 PULL STATION	Conventional Zone
1-10 TUNNEL ZONE 3 PHONE LINE LOSS	Conventional Zone
1-11 TUNNEL ZN 3 FIRE EXTINGUISHER DR	Conventional Zone
1-12 TUNNEL ZONE 3 SPARE	Conventional Zone
1-13 TUNNEL ZONE 4 PULL STATION	Conventional Zone
1-14 TUNNEL ZONE 4 PHONE LINE LOSS	Conventional Zone
1-15 TUNNEL ZN 4 FIRE EXTINGUISHER DR	Conventional Zone
1-16 TUNNEL ZONE 4 SPARE	Conventional Zone
1-17 TUNNEL ZONE 5 PULL STATION	Conventional Zone
1-18 TUNNEL ZONE 5 PHONE LINE LOSS	Conventional Zone
1-19 TUNNEL ZN 5 FIRE EXTINGUISHER DR	Conventional Zone
1-20 TUNNEL ZONE 5 SPARE	Conventional Zone
1-21 TUNNEL ZONE 6 PULL STATION	Conventional Zone
1-22 TUNNEL ZONE 6 PHONE LINE LOSS	Conventional Zone
1-23 TUNNEL ZN 6 FIRE EXTINGUISHER DR	Conventional Zone
1-24 TUNNEL ZONE 6 SPARE	Conventional Zone
1-25 EXHAUST FAN #1 OFF	Conventional Zone
1-26 EXHAUST FAN #1 ON	Conventional Zone
1-27 EXHAUST FAN #2 OFF	Conventional Zone
1-28 EXHAUST FAN #2 ON	Conventional Zone
1-33 TUNNEL ZONE 21 PULL STATION	Conventional Zone
1-34 TUNNEL ZONE 21 PHONE LINE LOSS	Conventional Zone
1-35 TUNNEL ZN 21 FIRE EXTINGUISHR DR	Conventional Zone
1-36 TUNNEL ZONE 21 SPARE	Conventional Zone
1-37 TUNNEL ZONE 22 PULL STATION	Conventional Zone
1-38 TUNNEL ZONE 22 PHONE LINE LOSS	Conventional Zone
1-39 TUNNEL ZN 22 FIRE EXTINGUISHR DR	Conventional Zone
1-40 TUNNEL ZONE 22 SPARE	Conventional Zone
1-41 TUNNEL ZONE 23 PULL STATION	Conventional Zone
1-42 TUNNEL ZONE 23 PHONE LINE LOSS	Conventional Zone
1-43 TUNNEL ZN 23 FIRE EXTINGUISHR DR	Conventional Zone
1-44 TUNNEL ZONE 23 SPARE	Conventional Zone
1-45 TUNNEL ZONE 24 PULL STATION	Conventional Zone
1-46 TUNNEL ZONE 24 PHONE LINE LOSS	Conventional Zone
1-47 TUNNEL ZN 24 FIRE EXTINGUISHR DR	Conventional Zone
1-48 TUNNEL ZONE 24 SPARE	Conventional Zone
1-57 EXHAUST FAN #3 OFF	Conventional Zone
1-58 EXHAUST FAN #3 ON	Conventional Zone
1-59 EXHAUST FAN #4 OFF	Conventional Zone
1-60 EXHAUST FAN #4 ON	Conventional Zone
2-1 TUNNEL ZONE 7 PULL STATION	Conventional Zone
2-2 TUNNEL ZN 7 FIRE EXTINGUISHER DR	Conventional Zone
2-5 TUNNEL ZONE 8 PULL STATION	Conventional Zone
2-6 TUNNEL ZONE 8 PHONE LINE LOSS	Conventional Zone
2-7 TUNNEL ZN 8 FIRE EXTINGUISHER DR	Conventional Zone
2-8 TUNNEL ZONE 8 SPARE	Conventional Zone
2-9 TUNNEL ZONE 9 PULL STATION	Conventional Zone
2-10 TUNNEL ZONE 9 PHONE LINE LOSS	Conventional Zone
2-11 TUNNEL ZN 9 FIRE EXTINGUISHER DR	Conventional Zone
2-12 TUNNEL ZONE 9 SPARE	Conventional Zone
2-13 TUNNEL ZONE 10 PULL STATION	Conventional Zone
2-14 TUNNEL ZONE 10 PHONE LINE LOSS	Conventional Zone
2-15 TUNNEL ZN 10 FIRE EXTINGUISHR DR	Conventional Zone
2-16 TUNNEL ZONE 10 SPARE	Conventional Zone



SIEMENS BUILDING TECHNOLOGIES, INC. FIRE SAFETY DIVISION

LOCATION & S/N	DEVICE TYPE
2-17 TUNNEL ZONE 11 PULL STATION	Conventional Zone
2-18 TUNNEL ZONE 11 PHONE LINE LOSS	Conventional Zone
2-19 TUNNEL ZN 11 FIRE EXTINGUISHR DR	Conventional Zone
2-20 TUNNEL ZONE 11 SPARE	Conventional Zone
2-21 TUNNEL ZONE 12 PULL STATION	Conventional Zone
2-22 TUNNEL ZONE 12 PHONE LINE LOSS	Conventional Zone
2-23 TUNNEL ZN 12 FIRE EXTINGUISHR DR	Conventional Zone
2-24 TUNNEL ZONE 12 SPARE	Conventional Zone
2-25 TUNNEL ZONE 13 PULL STATION	Conventional Zone
2-26 TUNNEL ZN 13 FIRE EXTINGUISHR DR	Conventional Zone
2-29 TUNNEL ZONE 14 PULL STATION	Conventional Zone
2-30 TUNNEL ZONE 14 PHONE LINE LOSS	Conventional Zone
2-31 TUNNEL ZN 14 FIRE EXTINGUISHR DR	Conventional Zone
2-32 TUNNEL ZONE 14 SPARE	Conventional Zone
2-33 TUNNEL ZONE 15 PULL STATION	Conventional Zone
2-34 TUNNEL ZONE 15 PHONE LINE LOSS	Conventional Zone
2-35 TUNNEL ZN 15 FIRE EXTINGUISHR DR	Conventional Zone
2-36 TUNNEL ZONE 15 SPARE	Conventional Zone
2-37 TUNNEL ZONE 16 PULL STATION	Conventional Zone
2-38 TUNNEL ZONE 16 PHONE LINE LOSS	Conventional Zone
2-39 TUNNEL ZN 16 FIRE EXTINGUISHR DR	Conventional Zone
2-40 TUNNEL ZONE 16 SPARE	Conventional Zone
2-41 TUNNEL ZONE 17 PULL STATION	Conventional Zone
2-42 TUNNEL ZN 17 FIRE EXTINGUISHR DR	Conventional Zone
2-45 TUNNEL ZONE 18 PULL STATION	Conventional Zone
2-46 TUNNEL ZONE 18 PHONE LINE LOSS	Conventional Zone
2-47 TUNNEL ZN 18 FIRE EXTINGUISHR DR	Conventional Zone
2-48 TUNNEL ZONE 18 SPARE	Conventional Zone
2-49 TUNNEL ZONE 19 PULL STATION	Conventional Zone
2-50 TUNNEL ZN 19 EXTINGUISHER DOOR	Conventional Zone
2-53 TUNNEL ZONE 20 PULL STATION	Conventional Zone
2-54 TUNNEL ZONE 20 PHONE LINE LOSS	Conventional Zone
2-55 TUNNEL ZN 20 FIRE EXTINGUISHR DR	Conventional Zone
2-56 TUNNEL ZONE 20 SPARE	Conventional Zone
3-1 TUNNEL HEAT ZONE #25	Conventional Zone
3-2 TUNNEL HEAT ZONE #26	Conventional Zone
3-3 TUNNEL HEAT ZONE #27	Conventional Zone
3-4 TUNNEL HEAT ZONE #28	Conventional Zone
3-5 TUNNEL HEAT ZONE #29	Conventional Zone
3-6 TUNNEL HEAT ZONE #30	Conventional Zone
3-7 TUNNEL HEAT ZONE #31	Conventional Zone
3-8 TUNNEL HEAT ZONE #32	Conventional Zone
3-9 TUNNEL HEAT ZONE #33	Conventional Zone
3-10 TUNNEL HEAT ZONE #34	Conventional Zone
3-11 TUNNEL HEAT ZONE #35	Conventional Zone
3-12 TUNNEL HEAT ZONE #36	Conventional Zone
3-13 TUNNEL HEAT ZONE #37	Conventional Zone
3-14 TUNNEL HEAT ZONE #38	Conventional Zone
3-15 TUNNEL HEAT ZONE #39	Conventional Zone
3-16 TUNNEL HEAT ZONES F/A PANEL TBL	Conventional Zone

RAMP

Ramp devices

LOCATION & S/N	DEVICE TYPE
1-1 DURESS RAMP LOWER BY ELEVATOR #7	Conventional Zone
1-2 DURESS RAMP LOWER WEST CENTER	Conventional Zone
1-3 DURESS RAMP LOWER SW STAIRS	Conventional Zone
1-4 DURESS RAMP UPPER ELEVATOR #7	Conventional Zone
1-5 RAMP FLR 1 SMOKE ELEV #7 WALL	Photo Detector
1-6 RAMP FLR 1 SMOKE ELEV #7 CEILING	Photo Detector
1-7 RAMP FLR 3 SMOKE ELEV #7 LOBBY	Photo Detector
1-8 RAMP FLR 4 SMOKE ELEV #7 LOBBY	Photo Detector
1-9 RAMP FLR 5 SMOKE ELEV #7 LOBBY	Photo Detector
1-21 DURESS RAMP UPPER SE STAIRS	Conventional Zone
1-23 DURESS RAMP UPPER SE STAIRS	Conventional Zone
1-26 DURESS RAMP UPPER SW STAIRS	Conventional Zone
1-30 RAMP EAST LOWER SMOKE ELEC RM	Photo Detector
1-31 RAMP EAST LOWER SMOKE ELEC RM	Photo Detector
1-32 RAMP EAST LOWER HEAT	Heat Detector
1-34 RAMP EAST HELIX SMOKE BATHROOM	Photo Detector
1-35 RAMP EAST LOWER LEVEL HELIX PULL	Manual Pull Station
1-36 RAMP EAST LOWER LEVEL HELIX HEAT	Heat Detector
1-37 RAMP EAST LOWER LEVEL HELIX HEAT	Heat Detector
1-38 RAMP EAST LOWER LEVEL HELIX HEAT	Heat Detector
1-39 RAMP EAST LOWER LEVEL HELIX HEAT	Heat Detector
1-40 RAMP EAST UPPER LEVEL HELIX HEAT	Heat Detector
1-41 RAMP EAST UPPER HELIX SMOKE	Photo Detector
1-49 RAMP WEST LOWER SMOKE STORAGE	Photo Detector
1-50 RAMP WEST LOWER SMOKE	Photo Detector
1-51 RAMP WEST LOWER SMOKE	Photo Detector
1-52 RAMP WEST LOWER HELIX HEAT	Conventional Zone
1-56 RAMP WEST LOWER HELIX SMOKE	Photo Detector
1-57 RAMP WEST LOWER HELIX SMOKE	Photo Detector
2-1 RAMP WEST LOWER SMOKE	Photo Detector
2-2 RAMP WEST LOWER SMOKE	Photo Detector
2-20 DURESS RAMP LOWER N CNTR STAIRS	Conventional Zone
2-21 DURESS RAMP LOWER NORTH CENTER	Conventional Zone
2-22 DURESS RAMP UPPER NE STAIRS	Conventional Zone
2-23 DURESS RAMP LOWER NE STAIRS	Conventional Zone
2-24 DURESS RAMP LOWER NW STAIRS	Conventional Zone
2-25 DURESS RAMP UPPER NW STAIRS	Conventional Zone
2-26 DURESS RAMP UPPER N CNTR STAIRS	Conventional Zone

SIEMENS

SIEMENS BUILDING TECHNOLOGIES, INC. FIRE SAFETY DIVISION

WEST

WEST

LOCATION & S/N	DEVICE TYPE	
1-1 WEST FLR 1 PULL TRUCK VESTIBULE	Manual Pull Station	1W. Pull Truck BAY
1-2 WEST FLR 1 HEAT TRUCK VESTIBULE	Heat Detector	1W. HEAT TRUCK BAY
1-3 WEST FLR 1 HEAT TRUCK VESTIBULE	Heat Detector	1W. HEAT TRUCK BAY
1-4 WEST FLR 1 PULL EXIT CORR RM#137	Manual Pull Station	1W. Pull CORRIDOR - TRK BAY/ DOCK
1-5 WEST FLR 1 SMOKE CORR RM#107	Photo Detector	1W SMOKE CORRIDOR -
1-6 WEST FLR 1 SMOKE CORR RM#107	Photo Detector	1W SMOKE CORRIDOR -
1-7 WEST FLR 1 PULL EXHB-HALL EXIT	Manual Pull Station	
1-8 WEST FLR 1 PULL EXIT STAIRS #4	Manual Pull Station	
1-9 WEST FLR 1 SMOKE STAIRWELL #4	Photo Detector	
1-10 WEST FLR 1 SMOKE STAIRWELL #4	Photo Detector	
1-11 WEST FLR 1 PULL EXIT BY FACP #2	Manual Pull Station	1W. Pull COMMAND CENTER
1-12 WEST FLR 1 SMOKE COMMAND CENTER	Photo Detector	
1-13 WEST FLR 1 SMOKE ELEV3/6 EQUIPRM	Photo Detector	
1-13 WEST FLR 1 SMOKE ELEV3/6 EQUIPRM	Remote Relay	
1-14 WEST FLR 1 SMOKE ELEV #3 LOBBY	Photo Detector	
1-15 WEST FLR 1 HEAT CONCESSION AREA	Heat Detector	1W HEAT BAKERY - BY OVENS
1-16 WEST FLR 1 HEAT CONCESSION AREA	Heat Detector	1W HEAT BAKERY - BY COOLER
1-17 WEST FLR 1 SPRINKLER FLOW ALARM	Conventional Zone	
1-18 WEST FLR 1 SPRINKLER TAMPER	Conventional Zone	
1-19 WEST FLR 1 SMOKE SHOW OFFICE	Photo Detector	
1-20 WEST FLR 1 SMOKE ELEV #6 LOBBY	Photo Detector	
1-21 WEST FLR 1 HEAT RECEIVING AREA	Heat Detector	1W HEAT DOCK - BY BAKERY FREEZER
1-22 WEST FLR 1 HEAT RECEIVING AREA	Heat Detector	
1-23 WEST FLR 1 HEAT RECEIVING AREA	Heat Detector	1W. HEAT DOCK - BY OUTSIDE AIR OVERHEAD
1-24 WEST FLR 1 HEAT RECEIVING AREA	Heat Detector	
1-25 WEST FLR 1 HEAT RECEIVING AREA	Heat Detector	
1-26 WEST FLR 1 HEAT RECEIVING AREA	Heat Detector	
1-27 WEST FLR 1 HEAT RECEIVING AREA	Heat Detector	
1-28 WEST FLR 1 HEAT RECEIVING AREA	Heat Detector	
1-29 WEST FLR 1 PULL RECEIVING EXIT	Manual Pull Station	
1-30 WEST FLR 1 SMOKE SERVICE OFFICE	Photo Detector	1W. SMOKE MAINT. OFFICE
1-31 WEST FLR 1 HEAT MAINT. RM#130	Heat Detector	1W HEAT MAINT SHOP
1-32 WEST FLR 1 HEAT MAINT. RM#130	Heat Detector	1W HEAT MAINT SHOP
1-33 WEST FLR 1 HEAT ELEV3/6 EQUIP RM	Heat Detector	
1-33 WEST FLR 1 HEAT ELEV3/6 EQUIP RM	Remote Relay	
1-34 ELEV #6 SHUNT TRIP	Remote Relay	
1-34 ELEV #6 SHUNT TRIP	Remote Relay	
1-35 WEST FLR 1 STANDPIPE STAIRWELL 4	Conventional Zone	
1-36 WEST FLR 1 STANDPIPE TRUCK VEST.	Conventional Zone	
1-37 ELEVATOR #3 SHUNT TRIP	Remote Relay	
1-37 ELEVATOR #3 SHUNT TRIP	Remote Relay	
1-38 ELEVATOR #3 RECALL TO MAIN FLR	Remote Relay	
1-38 ELEVATOR #3 RECALL TO MAIN FLR	Remote Relay	
1-39 ELEVATOR #3 RECALL TO ALT FLR	Remote Relay	
1-39 ELEVATOR #3 RECALL TO ALT FLR	Remote Relay	
1-40 WEST FLR 1 DUCT AHU-7S RECEIVING	Photo Detector	
1-41 WEST FLR 1 PULL EXHIBITION HALL	Manual Pull Station	
1-42 WEST FLR 1 HEAT ELEV #3 PIT	Heat Detector	
1-43 WEST FLR 1 HEAT ELEV #6 PIT	Heat Detector	
1-44 WEST FLR 1 HEAT ELEV3/6 EQUIP RM	Heat Detector	
1-45 WEST FLR 1 CONCESSION ANSUL SYS	Conventional Zone	
1-46 WEST FLR 1 DUCT AHU-19 RECEIVING	Photo Detector	
2-1 WEST FLR 1 PULL STAIRWELL 1 EXIT	Manual Pull Station	
2-2 WEST FLR 1 SMOKE STAIRWELL #1	Photo Detector	
2-3 WEST FLR 1 SMOKE STAIRWELL #1	Photo Detector	
2-4 WEST FLR 1 SMOKE STAIRWELL #1	Photo Detector	
2-5 WEST FLR 1 PULL STAIRWELL #1 EXIT	Manual Pull Station	
2-6 WEST FLR 1 SMOKE ELEC RM#136	Photo Detector	1W. SMOKE ELEC/MAINT RM
2-7 WEST FLR 1 SMOKE ELEC RM#136	Photo Detector	1W. SMOKE ELEC/MAINT RM.

SIEMENS

SIEMENS BUILDING TECHNOLOGIES, INC. FIRE SAFETY DIVISION

LOCATION & S/N	DEVICE TYPE
2-8 WEST FLR 1 SMOKE JOINING RESTRM	Photo Detector
2-9 WEST FLR 1 SMOKE WOMENS RESTROOM	Photo Detector
2-10 WEST FLR 1 SMOKE MENS' RESTROOM	Photo Detector
2-11 WEST FLR 1 SMOKE MENS' RESTROOM	Photo Detector
2-12 WEST FLR 1 SMOKE UNISEX RESTROOM	Photo Detector
2-13 WEST FLR 1 SMOKE JANITOR CLOSET	Photo Detector
2-14 WEST FLR 1 SMOKE PUBLIC PHONES	Photo Detector
2-15 WEST FLR 1 SMOKE 1ST AID OFFICE	Photo Detector
2-16 WEST FLR 1 SMOKE LOBBY RM#122	Photo Detector
2-17 WEST FLR 1 PULL EXHB-HALL EXIT	Manual Pull Station
2-18 WEST FLR 1 PULL LOBBY RM122 EXIT	Manual Pull Station
2-19 WEST FLR 1 SMOKE LOBBY RM#122	Photo Detector
2-20 WEST FLR 1 SMOKE LOBBY RM#122	Photo Detector
2-21 WEST FLR 1 SMOKE LOBBY RM#122	Photo Detector
2-22 WEST FLR 1 SMOKE STORAGE RM#149	Photo Detector
2-23 WEST FLR 1 SMOKE BY ESCALATOR #3	Photo Detector
2-24 WEST FLR 1 SMOKE BY ESCALATOR #2	Photo Detector
2-25 WEST FLR 1 PULL EXHB-HALL EXIT	Manual Pull Station
2-26 WEST FLR 2 SMOKE ESCALATOR 2 PIT	Photo Detector
2-27 WEST FLR 2 SMOKE ESCALATOR 3 PIT	Photo Detector
2-28 WEST FLR 2 SMOKE ESCALATOR 5 PIT	Photo Detector
2-29 WEST FLR 2 SMOKE ESCALATOR 6 PIT	Photo Detector
2-30 WEST FLR 1 SMOKE STORAGE RM#149	Photo Detector
3-1 WEST TRUCKLANE STANDPIPE VALVE	Conventional Zone
3-2 WEST TRUCKLANE STANDPIPE VALVE	Conventional Zone
3-3 WEST FLR 2 SMOKE ELEC RM#234	Photo Detector
3-4 WEST FLR 2 SMOKE STAIRWELL #4	Photo Detector
3-5 WEST FLR 2 PULL BY STAIRS #4	Manual Pull Station
3-6 WEST FLR 2 SMOKE BY STAIRS #4	Photo Detector
3-7 WEST FLR 2 STANDPIPE VALVE	Conventional Zone
3-8 WEST FLR 2 SMOKE GALLERY RM#233	Photo Detector
3-9 WEST FLR 2 SMOKE ELEV #3 LOBBY	Photo Detector
3-10 WEST FLR 2 PULL BY STAIRS #3	Manual Pull Station
3-11 WEST FLR 2 SMOKE BY STAIRS #3	Photo Detector
3-12 WEST FLR 2 SMOKE ELEV #6 LOBBY	Photo Detector
3-13 WEST FLR 2 SPRINKLER FLOW ALARM	Conventional Zone
3-14 WEST FLR 2 SPRINKLER TAMPER	Conventional Zone
3-15 WEST FLR 4 SMOKE ESCALATOR 5 PIT	Photo Detector
3-16 WEST FLR 4 SMOKE ESCALATOR 6 PIT	Photo Detector
3-17 WEST FLR 2 SMOKE CORRIDOR	Photo Detector
3-18 WEST FLR 2 SMOKE HALL OF FAME	Photo Detector
3-19 WEST FLR 2 SMOKE HALL OF FAME	Photo Detector
3-20 WEST FLR 2 SMOKE WOMENS' RESTRM	Photo Detector
3-21 WEST FLR 2 HEAT JANITOR CLOSET	Heat Detector
3-22 WEST FLR 2 SMOKE MENS' RESTROOM	Photo Detector
3-23 WEST FLR 2 SMOKE STAIRWELL #1	Photo Detector
3-24 WEST FLR 2 SMOKE STAIRWELL #1	Photo Detector
3-25 WEST FLR 2 SPRINKLER TAMPER	Conventional Zone
3-26 WEST FLR 2 SMOKE CORRIDOR	Photo Detector
3-27 WEST FLR 2 SMOKE CORRIDOR	Photo Detector
3-28 WEST FLR 2 PULL BY STAIRS #1	Manual Pull Station
3-29 WEST FLR 2 SMOKE DANE ROOM	Photo Detector
3-30 WEST FLR 2 SMOKE DANE ROOM	Photo Detector
3-31 WEST FLR 2 SMOKE CORRIDOR	Photo Detector
3-32 WEST FLR 2 SMOKE COMMUNITY TERR	Photo Detector
3-33 WEST FLR 2 SMOKE COMMUNITY TERR	Photo Detector
3-34 WEST FLR 2 SMOKE COMMUNITY TERR	Photo Detector
3-35 WEST FLR 2 SMOKE COMMUNITY TERR	Photo Detector
3-36 WEST FLR 2 SMOKE CORRIDOR	Photo Detector
3-37 WEST FLR 2 SMOKE CORRIDOR	Photo Detector
3-38 WEST FLR 2 SMOKE CORRIDOR	Photo Detector
3-40 WEST FLR 2 SMOKE CORRIDOR	Photo Detector

Handwritten notes:
 IW SMOKE RED'S OFFICE
 IW LAKESIDE SMOKE LAKESIDE BY EXIT DOORS
 IW PULL EXHALL LAKESIDE 'DOORS' WEST
 IW SMOKE LAKESIDE
 IW SMOKE LAKESIDE STORAGE W. LAKESIDE DOORS
 IW PULL EX HALL 50 YD LINE

Handwritten marks:
 2. →
 →
 ↘

SIEMENS

SIEMENS BUILDING TECHNOLOGIES, INC. FIRE SAFETY DIVISION

LOCATION & S/N	DEVICE TYPE
3-43 WEST EXHB-HALL SMOKE BEAM DET #10	Conventional Zone
3-44 WEST EXHB-HALL SMOKE BEAM DET #9	Conventional Zone
3-45 WEST EXHB-HALL SMOKE BEAM DET #8	Conventional Zone
3-46 WEST EXHB-HALL SMOKE BEAM DET #7	Conventional Zone
3-47 WEST EXHB-HALL SMOKE BEAM DET #6	Conventional Zone
3-48 WEST FLR 2 SMOKE ELEV #6 LOBBY	Photo Detector
3-50 WEST FLR 2 DUCT AHU-3S EXHB HALL	Photo Detector
3-51 WEST FLR 2 DUCT AHU-3R EXHB HALL	Photo Detector
3-53 WEST FLR 2 DUCT AHU-9S COMM TERR	Photo Detector
3-54 WEST FLR 2 DUCT AHU-9R COMM TERR	Photo Detector
4-1 WEST FLR 3 HEAT TRANSFORMER RM	Heat Detector
4-2 WEST FLR 3 HEAT TRANSFORMER RM	Heat Detector
4-3 WEST FLR 3 PULL ELEC RM#320	Manual Pull Station
4-4 WEST FLR 3 SMOKE ELEC RM#320	Photo Detector
4-5 WEST FLR 3 SMOKE ELEC RM#320	Photo Detector
4-6 WEST FLR 3 SMOKE ELEC RM#320	Photo Detector
4-7 WEST FLR 3 SMOKE ASSC DIR OFC.	Photo Detector
4-8 WEST FLR 3 SMOKE OFFICE BREAKRM	Photo Detector
4-9 WEST FLR 3 SMOKE STORAGE RM#315	Photo Detector
4-10 WEST FLR 3 SMOKE GALLERY RM#318	Photo Detector
4-11 WEST FLR 3 PULL GALLERY EXIT	Manual Pull Station
4-12 WEST FLR 3 SMOKE GALLERY RM#318	Photo Detector
4-13 WEST FLR 3 SMOKE GALLERY RM#318	Photo Detector
4-14 WEST FLR 3 SMOKE STORAGE RM#310	Photo Detector
4-15 WEST FLR 3 SMOKE ELEV #3 LOBBY	Photo Detector
4-16 WEST FLR 3 SMOKE GALLERY RM#318	Photo Detector
4-17 WEST FLR 3 PULL GALLERY EXIT	Manual Pull Station
4-18 WEST FLR 3 PULL STORAGE EXIT	Manual Pull Station
4-19 WEST FLR 3 SPRINKLER FLOW ALARM	Conventional Zone
4-20 WEST FLR 3 SPRINKLER TAMPER	Conventional Zone
4-21 WEST FLR 3 SMOKE ELEV #6 LOBBY	Photo Detector
4-22 WEST FLR 3 SMOKE BY ELEV LOBBY	Photo Detector
4-23 WEST FLR 3 SMOKE STORAGE AREA	Photo Detector
4-24 WEST FLR 3 SMOKE STORAGE AREA	Photo Detector
4-25 WEST FLR 3 SMOKE STORAGE AREA	Photo Detector
4-26 WEST FLR 3 SMOKE STORAGE AREA	Photo Detector
4-27 WEST FLR 3 SMOKE STORAGE AREA	Photo Detector
4-28 WEST FLR 3 SMOKE STORAGE AREA	Photo Detector
4-29 WEST FLR 3 SMOKE A/V CONTROL RM	Photo Detector
4-30 WEST FLR 3 SMOKE A/V CONTROL RM	Photo Detector
4-34 WEST FLR 3 SMOKE STAIRWELL #1	Photo Detector
4-35 WEST FLR 3 SMOKE STAIRWELL #1	Photo Detector
4-36 WEST FLR 2 HEAT MECH/HVAC RM230	Heat Detector
4-37 WEST FLR 2 HEAT MECH/HVAC RM230	Heat Detector
4-38 WEST FLR 2 HEAT MECH/HVAC RM230	Heat Detector
4-39 WEST FLR 2 HEAT MECH/HVAC RM230	Heat Detector
4-40 WEST FLR 2 HEAT MECH/HVAC RM230	Heat Detector
4-41 WEST FLR 2 HEAT MECH/HVAC RM230	Heat Detector
4-42 WEST FLR 3 SMOKE RECEPTION R315	Photo Detector
4-43 WEST FLR 3 SMOKE CATER SALE OFC	Photo Detector
4-44 WEST FLR 3 SMOKE EVENTS MGR OFC	Photo Detector
4-45 WEST FLR 3 SMOKE OFFICE AREA	Photo Detector
4-46 WEST FLR 3 SMOKE OFFICE AREA	Photo Detector
4-47 WEST FLR 3 SMOKE BUS MGR OFFICE	Photo Detector
4-48 WEST FLR 3 SMOKE STORAGE RM#314	Photo Detector
4-49 WEST FLR 3 SMOKE DIRECTOR'S OFC	Photo Detector
4-50 WEST FLR 3 SMOKE PROG ASST OFC	Photo Detector
4-51 WEST FLR 3 SMOKE OFFICE CONF RM	Photo Detector
4-52 WEST FLR 3 SMOKE SALES MGR OFC	Photo Detector
4-53 WEST FLR 3 SMOKE OFFICE AREA	Photo Detector
4-54 WEST FLR 3 SMOKE OFFICE AREA	Photo Detector
4-55 WEST FLR 3 SMOKE OFFICE AREA	Photo Detector

In Ops Storage!

LAURA'S OFFICE
OK

ROTUNDA

30 W CATERING ADMIN SMOKE CATER
3 W ADMIN SMOKE CATER RECEPTION

SIEMENS

SIEMENS BUILDING TECHNOLOGIES, INC. FIRE SAFETY DIVISION

LOCATION & S/N	DEVICE TYPE
4-56 WEST FLR 3 SMOKE OFFICE RECEP TN	Photo Detector
4-57 WEST FLR 3 SMOKE OFFICE LOBBY	Photo Detector
5-1 WEST FLR 4 SMOKE STORAGE ROOM	Photo Detector
5-2 WEST FLR 4 PULL GIFT SHOP EXIT	Manual Pull Station
5-3 WEST FLR 4 SMOKE GIFT SHOP	Photo Detector 4W GIFT SHOP SMOKE
5-4 WEST FLR 4 SMOKE GIFT SHOP	Photo Detector
5-5 WEST FLR 4 SMOKE GIFT SHOP	Photo Detector
5-6 WEST FLR 4 SMOKE GIFT SHOP	Photo Detector
5-7 WEST FLR 4 SMOKE RESTROOM FOYER	Photo Detector
5-8 WEST FLR 4 SMOKE WOMENS' RESTRM	Photo Detector
5-9 WEST FLR 4 SMOKE WOMENS' RESTRM	Photo Detector
5-10 WEST FLR 4 SMOKE BATHROOM RM#456	Photo Detector 4W SMOKE UNSEX RESTRM.
5-11 WEST FLR 4 SMOKE MENS' RESTROOM	Photo Detector
5-12 WEST FLR 4 SMOKE MENS' RESTROOM	Photo Detector
5-13 WEST FLR 4 HEAT JANITOR CLOSET	Heat Detector
5-14 WEST FLR 4 SMOKE STORAGE RM#453	Photo Detector 4W SMOKE AV STORAGE FRONT AREA
5-15 WEST FLR 4 SPRINKLER FLOW ALARM	Conventional Zone
5-16 WEST FLR 4 SPRINKLER TAMPER	Conventional Zone
5-17 WEST FLR 4 HEAT ELEV #3 SHAFT	Heat Detector
5-18 WEST FLR 4 SMOKE A/V STORAGE RM	Photo Detector 4W SMOKE AV STORAGE BACK AREA
5-19 WEST FLR 4 SMOKE A/V STORAGE RM	Photo Detector 4W SMOKE AV STORAGE BACK AREA.
5-20 WEST FLR 4 SMOKE TRANSLATION	Photo Detector
5-21 WEST FLR 4 SMOKE LEC-HALL PROJ.	Photo Detector 4W SMOKE LEC-HALL PROJECTION RM
5-22 WEST FLR 4 SMOKE LEC-HALL ENTRY	Photo Detector 4W SMOKE LEC-HALL N. ENTRY
5-23 WEST FLR 4 SMOKE LEC-HALL STAGE	Photo Detector
5-24 WEST FLR 4 SMOKE LEC-HALL STAGE	Photo Detector
5-25 WEST FLR 4 SMOKE LEC-HALL STAGE	Photo Detector
5-26 WEST FLR 4 SMOKE LEC-HALL ENTRY	Photo Detector 4W SMOKE LEC HALL S. ENTRY.
5-27 WEST FLR 4 SMOKE LEC-HALL LOBBY	Photo Detector
5-28 WEST FLR 4 PULL LEC-HALL EXIT	Manual Pull Station
5-29 WEST FLR 4 SMOKE STAIRWELL #1	Photo Detector
5-30 WEST FLR 4 SMOKE LEC-HALL LOBBY	Photo Detector
5-31 WEST FLR 4 SMOKE STAIRWELL #1	Photo Detector
5-32 WEST FLR 4 PULL GRAND TERR EXIT	Manual Pull Station 4W PULL GRAND TERR / EXIT DOORS
5-33 WEST FLR 4 SMOKE CORRIDOR RM452	Photo Detector 4W SMOKE HALLWAY - LEC-HALL / MTG RMS. CORRIDOR
5-34 WEST FLR 4 SMOKE CORRIDOR RM452	Photo Detector
5-35 WEST FLR 4 SMOKE CORRIDOR RM452	Photo Detector
5-36 WEST FLR 4 SMOKE VENDING AREA	Photo Detector
5-37 WEST FLR 4 SMOKE ELEV #3 LOBBY	Photo Detector
5-38 WEST FLR 4 SMOKE GALLERY	Photo Detector 4W SMOKE ROTUNDR BY RESTRMS
5-39 WEST FLR 4 SMOKE GALLERY	Photo Detector 4W SMOKE ROTUNDR NORTH WALL
5-40 WEST FLR 4 PULL GALLERY EXIT	Manual Pull Station 4W SMOKE ROTUNDR BY EXIT DOORS
5-41 WEST FLR 4 SMOKE GALLERY EXIT	Photo Detector 4W SMOKE ROTUNDR BY REVOLV DOOR
5-42 WEST FLR 4 PULL GALLERY EXIT	Manual Pull Station 4W PULL AV HALLWAY BY VENDING AREA.
5-43 WEST FLR 4 SMOKE ELEV #3 SHAFT	Photo Detector
5-44 WEST FLR 4 PULL CORRIDOR 452	Manual Pull Station
5-45 West Level 4 A/V Storage	Photo Detector 4W SMOKE AV STORAGE OFF LEC-HALL ENTRY.
6-1 WEST FLR 4 SMOKE LOBBY CORRIDOR	Photo Detector 4W SMOKE NORTH N. HALLWAY
6-2 WEST FLR 4 SMOKE LOBBY CORRIDOR	Photo Detector
6-3 WEST FLR 4 SMOKE COATROOM RM431	Photo Detector
6-4 WEST FLR 4 SMOKE COATROOM RM431	Photo Detector
6-5 WEST FLR 4 SMOKE LOBBY CORRIDOR	Photo Detector
6-6 WEST FLR 4 SMOKE LOBBY CORRIDOR	Photo Detector
6-7 WEST FLR 4 PULL LOBBY STAIRS#6	Manual Pull Station 4W PULL 50 YD LINE / STAIR 6
6-8 WEST FLR 4 SMOKE STAIRWELL #6	Photo Detector 4W SMOKE MAIN ENTRANCE / STAIR 6
6-9 WEST FLR 4 PULL MAIN LOBBY EXIT	Manual Pull Station 4W PULL MAIN ENTRANCE / EXIT DOORS
6-10 WEST FLR 4 SMOKE BUS. CNTR RECP	Photo Detector 4W SMOKE INFO BOOTH
6-11 WEST FLR 4 SMOKE HALL-IDEAS RM G	Photo Detector
6-12 WEST FLR 4 SMOKE HALL-IDEAS RM F	Photo Detector
6-13 WEST FLR 4 SMOKE HALL-IDEAS RM E	Photo Detector
6-14 WEST FLR 4 SMOKE HALL-IDEAS RM E	Photo Detector
6-15 WEST FLR 4 SMOKE HALL-IDEAS RM F	Photo Detector

SIEMENS

SIEMENS BUILDING TECHNOLOGIES, INC. FIRE SAFETY DIVISION

LOCATION & S/N

DEVICE TYPE

LOCATION & S/N	DEVICE TYPE	NOTES
6-16 WEST FLR 4 SMOKE HALL-IDEAS RM G	Photo Detector	
6-17 WEST FLR 4 SMOKE HALL-IDEAS RM J	Photo Detector	
6-18 WEST FLR 4 SMOKE HALL-IDEAS RM I	Photo Detector	
6-19 WEST FLR 4 SMOKE HALL-IDEAS RM H	Photo Detector	
6-20 WEST FLR 4 SMOKE HALL-IDEAS RM H	Photo Detector	
6-21 WEST FLR 4 SMOKE HALL-IDEAS RM I	Photo Detector	
6-22 WEST FLR 4 SMOKE HALL-IDEAS RM J	Photo Detector	
6-23 WEST FLR 4 SMOKE RECEPTION R444	Photo Detector	4W SMOKE REG COUNTER R 444
6-24 WEST FLR 4 SMOKE SHOW OFFICE	Photo Detector	4W SMOKE SHOW OFFICE BEHIND REG 4
6-25 WEST FLR 4 SMOKE MEETING ROOM N	Photo Detector	
6-26 WEST FLR 4 SMOKE MEETING ROOM M	Photo Detector	
6-27 WEST FLR 4 SMOKE MEETING ROOM L	Photo Detector	
6-28 WEST FLR 4 SMOKE MEETING ROOM K	Photo Detector	
6-29 WEST FLR 4 SMOKE MEETING ROOM O	Photo Detector	
6-30 WEST FLR 4 SMOKE MEETING ROOM P	Photo Detector	
6-31 WEST FLR 4 SMOKE MEETING ROOM Q	Photo Detector	
6-32 WEST FLR 4 SMOKE MEETING ROOM R	Photo Detector	
6-33 WEST FLR 4 SMOKE SHOW OFFICE	Photo Detector	
6-34 WEST FLR 4 SMOKE RECEPTION R445	Photo Detector	
6-35 WEST FLR 4 SMOKE CORRIDOR RM434	Photo Detector	
6-36 WEST FLR 4 SMOKE CORRIDOR RM434	Photo Detector	
6-37 WEST FLR 4 SMOKE CORRIDOR RM434	Photo Detector	
6-39 WEST FLR 4 HEAT GRAND TERR BAR	Heat Detector	4W HEAT GRAND VIEW
6-40 WEST FLR 4 HEAT GRAND TERR BAR	Heat Detector	4W HEAT GRAND VIEW
6-43 WEST FLR 4 PULL ESCALATOR #3	Manual Pull Station	
6-44 WEST FLR 4 GRAND TERR BEAM DET#4	Conventional Zone	
6-45 WEST FLR 4 GRAND TERR BEAM DET#5	Conventional Zone	
6-46 WEST FLR 4 GRAND TERR BEAM DET#6	Conventional Zone	
6-47 WEST FLR 4 PULL LOBBY RM#407	Manual Pull Station	
7-2 WEST FLR 5 SMOKE STAIRWELL #8	Photo Detector	SW STAIR ENTRY SMOKE STAIR #8
7-3 WEST FLR 5 PULL STAIRWELL #8	Manual Pull Station	SW ENTRY PULL STAIR #8
7-4 WEST FLR 5 PULL ENTRY RM#507	Manual Pull Station	SW PULL MECHANICAL RM / PRINT RM. EXIT
7-5 WEST FLR 5 SMOKE ENTRY RM#507	Photo Detector	
7-6 WEST FLR 5 HEAT MECH/HVAC RM506	Heat Detector	
7-7 WEST FLR 5 HEAT MECH/HVAC RM506	Heat Detector	
7-8 WEST FLR 5 HEAT MECH/HVAC RM506	Heat Detector	
7-9 WEST FLR 5 SPRINKLER FLOW ALARM	Conventional Zone	
7-10 WEST FLR 5 SPRINKLER TAMPER	Conventional Zone	
7-11 WEST FLR 5 HEAT ELEV #6 SHAFT	Heat Detector	
7-12 WEST FLR 5 SMOKE ELEV #6 LOBBY	Photo Detector	
7-13 WEST FLR 5 HEAT MECH/HVAC RM506	Heat Detector	
7-14 WEST FLR 5 HEAT MECH/HVAC RM506	Heat Detector	
7-15 WEST FLR 5 PULL BY STAIRS #1	Manual Pull Station	SW PULL STAIR 1 OUTSIDE SW MECH RM
7-16 WEST FLR 5 SMOKE STAIRWELL #1	Photo Detector	
7-17 WEST FLR 4 LEC-HALL BEAM DET #1	Conventional Zone	
7-18 WEST FLR 4 LEC-HALL BEAM DET #2	Conventional Zone	
7-19 WEST FLR 5 SMOKE ELEV #6 SHAFT	Photo Detector	
7-20 WEST FL5 DUCT AHU11S MEETING RMS	Photo Detector	EXISTS
7-21 WEST FL5 DUCT AHU11RA MEETNG RMS	Photo Detector	EXISTS R/FAN
7-22 WEST FL5 DUCT AHU12S LECTURE HAL	Photo Detector	
7-23 WEST FL DUCT AHU12R LECTURE HAL	Photo Detector	
7-24 WEST FL5 DUCT AHU13S HALL-IDEAS	Photo Detector	
7-25 WEST FL DUCT AHU13R HALL-IDEAS	Photo Detector	
7-26 WEST FL5 DUCT AHU11RB MEETNG RMS	Photo Detector	OV AHU 11S MIX AIR DUCT
7-30 WEST FLR 6 PULL STORAGE EXIT	Manual Pull Station	6W STORAGE EXIT PULL
7-31 WEST FLR 6 SMOKE STORAGE RM#608	Photo Detector	
7-32 WEST FLR 6 SPRINKLER FLOW ALARM	Conventional Zone	
7-33 WEST FLR 6 SPRINKLER TAMPER	Conventional Zone	
7-34 WEST FLR 6 SMOKE MENS' RESTROOM	Photo Detector	6W MEN'S REST RM SMOKE
7-35 WEST FLR 6 SMOKE WOMENS' RESTRM	Photo Detector	6W WOMENS REST RM SMOKE
7-36 WEST FLR 6 SMOKE JANITOR CLOSET	Photo Detector	6W SANITUR CLOSET SMOKE
7-40 EAST FLR 5 SMOKE ELEV #1 LOBBY	Photo Detector	SE ENTRANCE / ELEV. #1 SMOKE

Lobby
~~407~~ 407?
 FENT HALL
 LOBBY 407 Pull

001-006-007 Pull
 IN BUILDING?
 001-006-047?
 WHERE

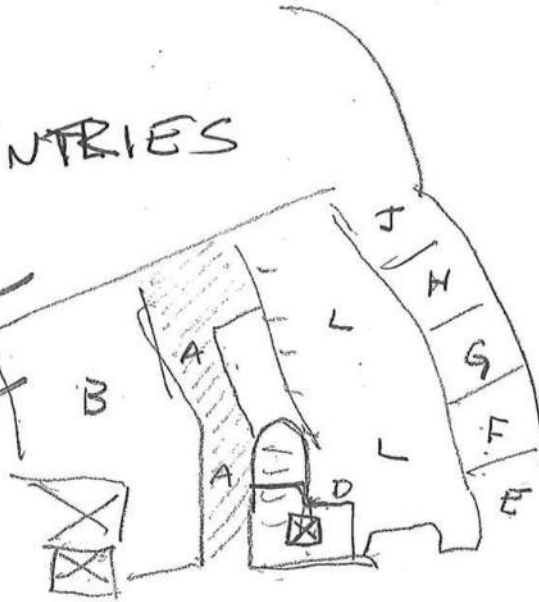
LOCATION & S/N	DEVICE TYPE
7-42 EAST FLR 5 SMOKE STAIRWELL #8	Photo Detector SE ENTRANCE SMOKE @ STAIR 8
7-43 EAST FLR 5 PULL STAIRWELL #8	Manual Pull Station SE ENTRANCE Pull @ STAIR 8
7-44 EAST FLR 5 HEAT OLIN TERR EQUIP RM	Heat Detector SE FOUNTAIN RM HEAT
7-45 EAST FLR 5 HEAT ELEV #1 SHAFT	Heat Detector
7-46 EAST FLR 5 SMOKE ELEV #1 SHAFT	Photo Detector
8-1 WEST FLR 2 PULL RECEPTION RM232D	Manual Pull Station 2W
8-2 WEST FLR 2 SMOKE STORAGE RM232	Photo Detector
8-3 WEST FLR 2 SMOKE CORRIDOR 232A	Photo Detector
8-4 WEST FLR 2 SMOKE STORAGE RM232B	Photo Detector
8-5 WEST FLR 2 SMOKE CORRIDOR 232A	Photo Detector
8-6 WEST FLR 2 SMOKE STORAGE RM232C	Photo Detector
8-7 WEST FLR 2 SMOKE STORAGE RM232C	Photo Detector
8-8 WEST FL 2 SMOKE OFFICE AREA 232L	Photo Detector
8-9 WEST FLR 2 SMOKE OFFICE RM232J	Photo Detector
8-10 WEST FLR 2 SMOKE OFFICE RM232H	Photo Detector
8-11 WEST FLR 2 SMOKE OFFICE RM232G	Photo Detector
8-12 WEST FLR 2 SMOKE OFFICE RM232F	Photo Detector
8-13 WEST FLR 2 SMOKE OFFICE RM232E	Photo Detector
8-14 WEST FL 2 SMOKE OFFICE AREA 232L	Photo Detector

ADMIN

already listed
addressed as 007-002 Smoke?
007-003 Pull

702 ENTRIES

02 - R232 - Dinner Stamp
06 - R232 C - Gift Stamp
07 - R232 C



EAST BUILDING

001 - 002 - 014
↓ ↓ ↓
EAST LOOP DEVICE

ORNG
B Squish 23
RTGR DMA 9 - 0 42

65

1-1 EAST FLR 1 PULL TRUCK VESTIBULE	Manual Pull Station	1 E TRUCK BAY - Pull
1-2 EAST FLR 1 HEAT TRUCK VESTIBULE	Heat Detector	1 E TRUCK BAY - HEAT
1-3 EAST FLR 1 HEAT TRUCK VESTIBULE	Heat Detector	1 E TRUCK BAY - HEAT
1-4 EAST FLR 1 HEAT ELEV #7 EQUIP RM	Heat Detector	1 E ELEV #7 EQUIP RM - HEAT
1-4 EAST FLR 1 HEAT ELEV #7 EQUIP RM	Remote Relay	1 E ELEV #7 EQUIP RM HEAT
1-5 EAST FLR 1 SMOKE ELEV 7 EQUIP RM	Photo Detector	1 E ELEV #7 EQUIP RM SMOKE
1-5 EAST FLR 1 SMOKE ELEV 7 EQUIP RM	Remote Relay	
1-6 EAST FLR 1 PULL ENTRY VESTIBULE	Manual Pull Station	1 E DOCK TRASH DOOR Pull
1-7 EAST FLR 1 SMOKE ENTRY VESTIBULE	Photo Detector	1 E ENTRY SMOKE @ELEV EQUIP/COM. CTR
1-8 EAST FLR 1 SMOKE CORR 103 EAST	Photo Detector	
1-9 EAST FLR 1 SMOKE CORR 103 CENTER	Photo Detector	
1-10 EAST FLR 1 SMOKE CORR 103 WEST	Photo Detector	
1-11 EAST FLR 1 PULL CORRIDOR 103	Manual Pull Station	
1-12 EAST FLR 1 SMOKE COMMAND CENTER	Photo Detector	
1-13 EAST FLR 1 SMOKE COMMAND CENTER	Photo Detector	
1-14 EAST FLR 1 SMOKE ELEC RM COM CTR	Photo Detector	
1-15 EAST FLR 1 SMOKE STAIRWELL #5	Photo Detector	1 E OPS STAIRWELL #5 SMOKE
1-16 EAST FLR 1 PULL EXIT BY STAIR#5	Manual Pull Station	
1-17 EAST FLR 1 SMOKE EXIT BY STAIR#5	Photo Detector	1 E OPS EXIT DOOR STAIR#5 SMOKE - 30
1-18 EAST FLR 1 PULL RECEIVING EXIT	Manual Pull Station	1 E DOCK TRASH DOOR Pull
1-19 EAST FLR 1 SPRINKLER FLOW ALARM	Conventional Zone	
1-20 EAST FLR 1 SPRINKLER TAMPER	Conventional Zone	
1-21 EAST FLR 1 HEAT RECEIVING	Heat Detector	1 E DOCK - ICE MACHINE HEAT
1-22 EAST FLR 1 HEAT CONCESSION AREA	Heat Detector	
1-23 EAST FLR 1 HEAT CONCESSION STAND	Heat Detector	
1-24 EAST FLR 1 SMOKE OFFICE RM #108	Photo Detector	1 E SHOW OFFICE SMOKE
1-25 EAST FLR 1 SMOKE BATHROOM #105	Photo Detector	1 E LAUNDRY RM SMOKE
1-26 EAST FLR 1 SMOKE ELEV 4/5 LOBBY	Photo Detector	
1-27 EAST FLR 1 HEAT RECEIVING	Heat Detector	1 E DOCK / TRASH DOORS HEAT
1-28 EAST FLR 1 HEAT RECEIVING	Heat Detector	1 E DOCK / SA. SMOKERS DOOR SMOKE CURHEAD 26 / 35 HEAT
1-29 EAST FLR 1 HEAT RECEIVING	Heat Detector	1 E DOCK / SMOKERS DOOR HEAT
1-30 EAST FLR 1 HEAT RECEIVING	Heat Detector	1 E DOCK HEAT - ELEC
1-31 EAST FLR 1 HEAT RECEIVING	Heat Detector	
1-32 EAST FLR 1 PULL EXHIB HALL EXIT	Manual Pull Station	1 E DOCK / EXHALL WALKTHRU DOOR
1-33 EAST FLR 1 PULL EXIT RECEIVING	Manual Pull Station	1 E DOCK Pull - EXHALL / DOCK DOOR Pull
1-34 EAST FLR 1 SMOKE SERVICE OFFICE	Photo Detector	1 E DOCK THURSDAYS OFFICE
1-35 EAST FLR 1 HEAT RECEIVING AREA	Heat Detector	1 E DOCK SMOKE HEAT OUTSIDE DRYAGE - SMOKERS DOOR
1-36 EAST FLR 1 HEAT RECEIVING AREA	Heat Detector	1 E DOCK HEAT DRYAGE
1-37 EAST FLR 1 HEAT RECEIVING AREA	Heat Detector	1 E DOCK HEAT ABOUT ANU-6
1-38 EAST FLR 1 STANDPIPE TRUCK VEST.	Conventional Zone	
1-39 EAST FLR 1 DUCT AHU-6S RECEIVING	Photo Detector	
1-40 ELEVATOR 7 SHUNT TRIP RELAY	Remote Relay	
1-40 ELEVATOR 7 SHUNT TRIP RELAY	Remote Relay	
1-41 EAST FLR 1 HEAT ELEV #5 PIT	Heat Detector	
1-42 EAST FLR 1 HEAT ELEV #4 PIT	Heat Detector	
1-43 EAST FLR 1 ANSUL SYSTEM CONCESSION	Conventional Zone	
1-44 TUNNEL PULL STATION/ HEAT SUPV	Remote Relay	
1-44 TUNNEL PULL STATION/ HEAT SUPV	Remote Relay	
1-60 SIGNAL BYPASS	Conventional Zone	
1-60 SIGNAL BYPASS	Remote Relay	
2-1 EAST FLR 1 PULL EXIT STAIRS #2	Manual Pull Station	1 E Pull
2-2 EAST FLR 1 SMOKE STAIRWELL #2	Photo Detector	
2-3 EAST FLR 1 SMOKE STAIRWELL #2	Photo Detector	
2-4 EAST FLR 1 SMOKE COMM. ROOM #112	Photo Detector	1 E DOCK / AV STORE
2-5 EAST FLR 1 SMOKE ELEV #4/5 EQUIP	Photo Detector	
2-5 EAST FLR 1 SMOKE ELEV #4/5 EQUIP	Remote Relay	
2-7 EAST FLR 1 SMOKE WOMENS' RESTRM	Photo Detector	

24

LOVES PARK VFW
2018 WINDSOR RD
LOVES PARK IL 6111

SIEMENS

SIEMENS BUILDING TECHNOLOGIES, INC. FIRE SAFETY DIVISION

2-8 EAST FLR 1 SMOKE JOINING RESTRM	Photo Detector	
2-9 EAST FLR 1 SMOKE MENS RESTROOM	Photo Detector	
2-10 EAST FLR 1 SMOKE UNISEX RESTROOM	Photo Detector	
2-11 EAST FLR 1 SMOKE JANITOR CLOSET	Photo Detector	
2-12 EAST FLR 1 SMOKE BY PUBLIC PHONE	Photo Detector	
2-13 EAST FLR 1 SMOKE BY STAIRS #2	Photo Detector	
2-14 EAST FLR 1 PULL BY STAIRS #2	Manual Pull Station	
2-15 EAST FLR 1 PULL EXIT EXHB-HALL	Manual Pull Station	
2-16 EAST FLR 1 SMOKE REGISTRATION	Photo Detector	1 E. LAKESIDE SMOKE / EXIT DOORS
2-17 EAST FLR 1 SMOKE REGISTRATION	Photo Detector	1 E LAKESIDE SMOKE / EXIT DOORS
2-18 EAST FLR 1 SMOKE EXHB-HALL LOBBY	Photo Detector	1 E LAKESIDE SMOKE / 40 YD LINE
2-19 EAST FLR 1 SMOKE EXHB-HALL LOBBY	Photo Detector	1 E LAKESIDE SMOKE / 50 YD LINE
2-20 EAST FL 1 SMOKE ESCLR STORAGE RM	Photo Detector	1 E LAKESIDE SMOKE / OPS STORAGE OUTSIDE ELEV RM.
2-21 EAST FLR 1 SMOKE ESCALATOR #4	Photo Detector	
2-22 EAST FL 1 SMOKE ESCLR STORAGE RM	Photo Detector	
2-23 EAST FLR 1 SMOKE ELEV#2 EQUIP RM	Photo Detector	
2-23 EAST FLR 1 SMOKE ELEV#2 EQUIP RM	Remote Relay	
2-24 EAST FLR 1 SMOKE ELEV #2 LOBBY	Photo Detector	1 E LAKESIDE SMOKE / PASS. ELEVATOR
2-25 EAST FLR 1 PULL EXIT EXHB-HALL	Manual Pull Station	1 E EXHALL PULL / CENTER DOOR
2-26 ELEVATOR #2 SHUNT TRIP	Remote Relay	
2-26 ELEVATOR #2 SHUNT TRIP	Remote Relay	
2-27 ELEVATOR #4 SHUNT TRIP	Remote Relay	
2-27 ELEVATOR #4 SHUNT TRIP	Remote Relay	
2-28 ELEVATOR #5 SHUNT TRIP	Remote Relay	
2-28 ELEVATOR #5 SHUNT TRIP	Remote Relay	
2-29 EAST FLR 1 HEAT ELEV4/5 EQUIP RM	Heat Detector	
2-29 EAST FLR 1 HEAT ELEV4/5 EQUIP RM	Remote Relay	
2-30 EAST FLR 1 HEAT ELEV #2 EQUIP RM	Heat Detector	
2-30 EAST FLR 1 HEAT ELEV #2 EQUIP RM	Remote Relay	
2-31 ELEV #5 RECALL TO ALT FLR	Remote Relay	
2-31 ELEV #5 RECALL TO ALT FLR	Remote Relay	
2-32 EAST FLR 1 HEAT ELEV #2 PIT	Heat Detector	
2-33 ELEV #5 RECALL TO MAIN FLR	Remote Relay	
2-33 ELEV #5 RECALL TO MAIN FLR	Remote Relay	
2-34 EAST FLR 1 PULL LOBBY EXIT	Manual Pull Station	
2-35 EAST FLR 1 HEAT ELEV4/5 EQUIP RM	Heat Detector	
2-36 EAST FLR 1 HEAT ELEV4/5 EQUIP RM	Heat Detector	
2-37 EAST FLR 2 SMOKE ESCALATOR #1 PIT	Photo Detector	
3-1 EAST FLR 2 HEAT GENERATOR ROOM	Heat Detector	
3-2 EAST FLR 2 SMOKE MENS LOCKER RM	Photo Detector	
3-3 EAST FLR 2 SMOKE MENS LOCKER RM	Photo Detector	2 E OPS SMOKE OPS CHANGE ROOM
3-4 EAST FLR 2 SMOKE ROOM 204	Photo Detector	2 E OPS BATHROOM RESTRM
3-5 EAST FLR 2 HEAT ROOM 211	Heat Detector	2 E HEAT CATERING MENS SHOWER
3-6 EAST FLR 2 SMOKE STORAGE RM	Photo Detector	2 E SMOKE CATERING MENS SHOWER CHANGE RM.
3-7 EAST FLR 2 SMOKE UNIFORM ROOM	Photo Detector	2 E SMOKE OPS BREAK ROOM
3-8 EAST TRUCKLANE STANDPIPE VALVE	Conventional Zone	
3-9 EAST FLR 2 SMOKE STAIRWELL #5	Photo Detector	
3-10 EAST FLR 2 PULL BY STAIRS #5	Manual Pull Station	
3-11 EAST FLR 2 SMOKE CORR BY STAIR 5	Photo Detector	
3-12 EAST FLR 2 SPRINKLER TAMPER	Conventional Zone	
3-13 EAST FLR 2 SPRINKLER FLOW ALARM	Conventional Zone	
3-14 EAST FLR 2 SPRINKLER TAMPER	Conventional Zone	
3-15 EAST FLR 2 SMOKE FIRE PUMP ROOM	Photo Detector	
3-16 MAIN SPRINKLER TAMPER VALVES(3)	Conventional Zone	
3-17 FIRE PUMP BYPASS VALVES	Conventional Zone	
3-18 FIRE PUMP TEST HEADER VALVE	Conventional Zone	
3-19 FIRE PUMP VALVE (BEYOND PUMP)	Conventional Zone	
3-20 EAST FLR 2 SMOKE WOMENS LOCKERS	Photo Detector	2 E SMOKE OPS WOMEN LOCKER RM.
3-21 EAST FLR 2 SMOKE WOMENS LOCKERS	Photo Detector	2 E SMOKE OPS WOMEN CHANGE RM.
3-22 EAST FLR 2 SMOKE WOMENS LOCKERS	Photo Detector	2 E SMOKE OPS WOMENS BATHRM RESTRM
3-23 EAST FLR 2 HEAT WOMEN'S LOCKERS	Heat Detector	2 E HEAT CATERING WOMENS BATHRM RESTRM
3-24 EAST FLR 2 SMOKE WOMENS LOCKERS	Photo Detector	2 E SMOKE CATERING WOMENS CHANGE RM.
3-25 EAST FLR 2 SMOKE WOMENS LOCKERS	Photo Detector	

1 E ELEV EQUIP RM
3 HEATS / 1 SMOKE

SIEMENS

SIEMENS BUILDING TECHNOLOGIES, INC. FIRE SAFETY DIVISION

3-26 EAST FLR 2 SMOKE CORRIDOR 207	Photo Detector	ZE SMOKE OUTSIDE OPS HALLWAY
3-27 EAST FLR 2 SMOKE LOBBY RM 215	Photo Detector	ZE SMOKE OPS OFFICE
3-28 EAST FLR 2 SMOKE ELEV 4/5 LOBBY	Photo Detector	ZE SMOKE ELEV 4/5 HALLWAY
3-29 EAST FLR 2 SMOKE LOBBY RM 215	Photo Detector	ZE SMOKE HALLWAY / MECH RM.
3-30 EAST FLR 2 DUCT AHU-1R EXHB HALL	Photo Detector	
3-31 EAST FLR 2 DUCT AHU-8S COMM TERR	Photo Detector	
3-32 EAST FLR 2 DUCT AHU-8R COMM TERR	Photo Detector	
3-33 EAST FLR 2 DUCT AHU-5S LOBBY E/W	Photo Detector	
3-34 EAST FLR 2 DUCT AHU-5R LOBBY E/W	Photo Detector	
3-35 EAST FLR 2 DUCT AHU-1S EXHB HALL	Photo Detector	
3-36 EAST FLR 2 SMOKE BREAKROOM	Photo Detector	
3-37 EAST FLR 3 SMOKE STAIRWELL #2	Photo Detector	
3-38 EAST FLR 3 SMOKE STAIRWELL #2	Photo Detector	
3-39 EAST FLR 2 HEAT MECH RM #214	Heat Detector	ZE MECH RM HEAT
3-40 EAST FLR 2 HEAT MECH RM #214	Heat Detector	
3-41 EAST FLR 2 HEAT MECH RM #214	Heat Detector	
3-42 EAST FLR 2 HEAT MECH RM #214	Heat Detector	
3-43 EAST FLR 2 HEAT MECH RM #214	Heat Detector	
3-44 EAST FLR 2 HEAT MECH RM #214	Heat Detector	
3-45 BUILDING MAIN SPRINKLER FLOW	Conventional Zone	
3-46 BUILDING MAIN SPRINKLER TAMPER	Conventional Zone	
3-47 EAST FLR 2 DRY SPRINKLER FLOW	Conventional Zone	
3-48 EAST FLR 2 DRY SPRINKLER LOW AIR	Conventional Zone	
3-49 EAST FLR 2 DRY SPRINKLER TAMPER	Conventional Zone	
3-50 INTERIOR DRIVE THRU TUNNEL HEAT	Conventional Zone	
3-51 INTERIOR DRIVE THRU TUNNEL HEAT	Conventional Zone	
4-1 EAST FLR 2 SMOKE CORR BY PANTRY	Photo Detector	ZE CORR SMOKE BY PANTRY
4-2 EAST FLR 2 SMOKE CORR BY WOMENS	Photo Detector	
4-3 EAST FLR 2 SMOKE CORR BY MENS'	Photo Detector	
4-4 EAST FLR 2 HEAT PANTRY RM #217	Heat Detector	
4-5 EAST FLR 2 SMOKE WOMENS' RESTRM	Photo Detector	
4-6 EAST FLR 2 HEAT JANITOR CLOSET	Heat Detector	
4-7 EAST FLR 2 SMOKE MENS' RESTROOM	Photo Detector	ZE MEN'S RESTRM SMOKE
4-8 EAST FLR 2 SMOKE BY STAIRS #2	Photo Detector	
4-9 EAST FLR 2 SMOKE STAIRWELL #2	Photo Detector	
4-10 EAST FLR 2 SPRINKLER TAMPER	Conventional Zone	
4-11 EAST FLR 2 PULL BY STAIRS #2	Manual Pull Station	
4-12 EAST FLR 2 SMOKE WISCONSIN ROOM	Photo Detector	
4-13 EAST FLR 2 SMOKE WISCONSIN ROOM	Photo Detector	
4-14 EAST FLR 2 SMOKE COMMUNITY TERR	Photo Detector	
4-15 EAST FLR 2 SMOKE COMMUNITY TERR	Photo Detector	
4-16 EAST FLR 2 SMOKE COMMUNITY TERR	Photo Detector	ZE SMOKE COMM. TERR. 50 YD. LINE / WINDOW
4-17 EAST FLR 2 SMOKE COMMUNITY TERR	Photo Detector	
4-18 EAST FLR 2 SMOKE COMMUNITY TERR	Photo Detector	
4-19 EAST FLR 2 SMOKE COMMUNITY TERR	Photo Detector	
4-20 EAST FLR 2 SMOKE CORRIDOR	Photo Detector	
4-21 EAST FLR 2 SMOKE CORR BY RESTRM	Photo Detector	
4-22 EAST FLR 2 SMOKE CORRIDOR	Photo Detector	
4-23 EAST FLR 2 SMOKE CORRIDOR	Photo Detector	
4-24 EAST FLR 2 SMOKE CORRIDOR	Photo Detector	
4-25 EAST FLR 2 SMOKE ELEV #2 LOBBY	Photo Detector	
4-26 EAST EXHB-HALL SMOKE BEAM DET #1	Conventional Zone	ZE EXHALL BEAM ABOVE RRMS.
4-27 EAST EXHB-HALL SMOKE BEAM DET #2	Conventional Zone	
4-28 EAST EXHB-HALL SMOKE BEAM DET #3	Conventional Zone	
4-29 EAST EXHB-HALL SMOKE BEAM DET #4	Conventional Zone	
4-30 EAST EXHB-HALL SMOKE BEAM DET #5	Conventional Zone	ZE EXHALL BEAM 50 YD LINE
5-1 EAST FLR 3 HEAT TRANSFORMER RM	Heat Detector	
5-2 EAST FLR 3 HEAT TRANSFORMER RM	Heat Detector	
5-5 EAST FLR 3 SMOKE STAIRWELL #5	Photo Detector	
5-6 EAST FLR 3 SMOKE ELECTRICAL RM	Photo Detector	ZE SMOKE ELEC / PAINT RM
5-7 EAST FLR 3 SMOKE ELECTRICAL RM	Photo Detector	ZE SMOKE ELEC / PAINT RM.
5-8 EAST FLR 3 SMOKE BY STAIRS #5	Photo Detector	

SIEMENS

SIEMENS BUILDING TECHNOLOGIES, INC. FIRE SAFETY DIVISION

5-9 EAST FLR 3	PULL BY STAIRS #5	Manual Pull Station	
5-10 EAST FLR 3	SPRINKLER FLOW ALARM	Conventional Zone	
5-11 EAST FLR 3	SPRINKLER TAMPER	Conventional Zone	
5-12 EAST FLR 3	SMOKE STORAGE RM#306	Photo Detector	
5-13 EAST FLR 3	SMOKE STORAGE RM#306	Photo Detector	
5-14 EAST FLR 3	SMOKE ELEV 4/5 LOBBY	Photo Detector	
5-15 EAST FLR 3	SMOKE STORAGE RM#306	Photo Detector	
5-16 EAST FLR 3	SMOKE STORAGE RM#306	Photo Detector	
5-17 EAST FLR 3	SMOKE TELEPHONE RM	Photo Detector	
5-18 EAST FLR 3	PULL EXIT TO RAMP	Manual Pull Station	
5-19 EAST FLR 3	SMOKE STORAGE RM#308	Photo Detector	3E SMOKE CORRIDOOR / PHONE RM.
5-20 EAST FLR 3	SMOKE STORAGE RM#308	Photo Detector	
5-21 EAST FLR 3	SMOKE STORAGE RM#308	Photo Detector	
5-22 EAST FLR 3	SMOKE STORAGE RM#308	Photo Detector	
5-23 EAST FLR 3	SMOKE STORAGE RM#308	Photo Detector	
5-24 EAST FLR 3	SMOKE STORAGE RM#308	Photo Detector	3E SMOKE CORRIDOOR / ELEV. RM.
5-25 EAST FLR 3	SMOKE ELEV1 EQUIP RM	Photo Detector	
5-25 EAST FLR 3	SMOKE ELEV1 EQUIP RM	Remote Relay	
5-26 EAST FLR 3	SMOKE ELEV #1 LOBBY	Photo Detector	3E SMOKE LVL 3 ENTRY / ELEV 1
5-27 EAST FLR 3	SMOKE BY STAIRS #8	Photo Detector	
5-28 EAST FLR 3	PULL LOBBY EXIT	Manual Pull Station	
5-29 WEST FLR 3	SMOKE BY STAIRS #6	Photo Detector	
5-29 WEST FLR 3	SMOKE BY STAIRS #6	Remote Relay	
5-30 EAST FLR 3	HEAT ELEV#1 EQUIP RM	Heat Detector	} NOT LABELED ON PRINT EXIT? EXIST?
5-30 EAST FLR 3	HEAT ELEV#1 EQUIP RM	Remote Relay	
5-31 WEST FLR 3	PULL LOBBY EXIT	Manual Pull Station	
5-32 EAST FLR 3	HEAT ELEV #1 PIT	Heat Detector	
5-33 ELEVATOR #1	SHUNT TRIP	Remote Relay	
5-33 ELEVATOR #1	SHUNT TRIP	Remote Relay	
6-1 EAST FLR 4	SMOKE STORAGE RM#401	Photo Detector	4E
6-2 EAST FLR 4	SMOKE STORAGE RM#401	Photo Detector	
6-3 EAST FLR 4	PULL NORTHEAST EXIT	Manual Pull Station	
6-4 EAST FLR 4	SMOKE ELEC SOUND RM	Photo Detector	
6-5 EAST FLR 4	SMOKE ELEC SOUND RM	Photo Detector	
6-7 EAST FLR 4	SMOKE CORR BY RESTRM	Photo Detector	
6-8 EAST FLR 4	HEAT JANITOR CLOSET	Heat Detector	
6-9 EAST FLR 4	SMOKE WOMENS' RESTRM	Photo Detector	
6-10 EAST FLR 4	SMOKE WOMENS' RESTRM	Photo Detector	
6-11 EAST FLR 4	SPRINKLER FLOW ALARM	Conventional Zone	
6-12 EAST FLR 4	SPRINKLER TAMPER	Conventional Zone	
6-13 EAST FLR 4	SMOKE BATHROOM RM404	Photo Detector	4E SMOKE UNISEX BATH RM.
6-14 EAST FLR 4	SMOKE MENS' RESTROOM	Photo Detector	
6-15 EAST FLR 4	SMOKE MENS' RESTROOM	Photo Detector	
6-16 EAST FLR 4	SMOKE STAFF WOMENS'	Photo Detector	4E KITCHEN SMOKE KITCHEN WOMENS' RR
6-17 EAST FLR 4	SMOKE STAFF MENS' RM	Photo Detector	4E SMOKE KITCHEN MEN'S RM.
6-18 EAST FLR 4	SMOKE LIQUOR STORAGE	Photo Detector	
6-21 EAST FLR 4	SMOKE ROTUNDA	Photo Detector	
6-22 EAST FLR 4	SMOKE ROTUNDA	Photo Detector	
6-23 EAST FLR 4	SMOKE ROTUNDA	Photo Detector	
6-24 EAST FLR 4	SMOKE KITCHEN CORR	Photo Detector	
6-25 EAST FLR 4	SMOKE DRY STORAGE	Photo Detector	4E SMOKE
6-26 EAST FLR 4	SMOKE ELEV 4/5 LOBBY	Photo Detector	
6-27 EAST FLR 4	SMOKE KITCHEN CORR	Photo Detector	
6-28 EAST FLR 4	SMOKE KITCHN MGR OFC	Photo Detector	
6-29 EAST FLR 4	SMOKE BANQ MGR OFC.	Photo Detector	
6-30 EAST FLR 4	SMOKE RECEPTION	Photo Detector	
6-31 EAST FLR 4	SMOKE 1ST AID OFFICE	Photo Detector	4E SMOKE CATERING LINEN RM.
6-32 EAST FLR 4	HEAT KITCHEN AREA	Heat Detector	
6-33 EAST FLR 4	HEAT KITCHEN AREA	Heat Detector	
6-34 EAST FLR 4	HEAT KITCHEN AREA	Heat Detector	
6-35 EAST FLR 4	HEAT KITCHEN AREA	Heat Detector	
6-36 EAST FLR 4	HEAT KITCHEN AREA	Heat Detector	
6-37 EAST FLR 4	SMOKE JANITOR CLOSET	Photo Detector	4E SMOKE JANITOR CLOSET

SIEMENS

SIEMENS BUILDING TECHNOLOGIES, INC. FIRE SAFETY DIVISION

6-38 EAST FLR 4 SMOKE EQUIP STORAGE	Photo Detector	4E DRY STOR K SMOKE KITCHEN ^E DRY STORAGE L
6-39 EAST FLR 4 SMOKE EQUIP STORAGE	Photo Detector	4E SMOKE KITCHEN E. DRY STORAGE
6-40 EAST FLR 4 SMOKE EQUIP STORAGE	Photo Detector	4E SMOKE KITCHEN E. DRY STORAGE
6-41 EAST FLR 4 SMOKE STORAGE RM#420	Photo Detector	4E SMOKE KITCHEN W. DRY STORAGE
6-42 EAST FLR 4 SMOKE STORAGE RM#420	Photo Detector	
6-43 EAST FLR 4 KITCHEN SUPPRESSION SYS	Conventional Zone	
6-44 EAST FLR 4 KITCHEN SUPPRESSION SYS	Conventional Zone	
6-45 EAST FLR 4 SMOKE KITCHEN STORAG	Photo Detector	
	Photo Detector	4E SMOKE MAIN HALLWAY / REV. DOORS.
	Manual Pull Station	
	Photo Detector	4E SMOKE CATER HALL TEL/DATA CLOSET
	Photo Detector	4E SMOKE CATER HALL
	Photo Detector	4E SMOKE CATER HALL / ELEV.
	Photo Detector	
	Photo Detector	
	Photo Detector	
	Manual Pull Station	
	Photo Detector	
	Manual Pull Station	4E PULL GRAND TERR. BY STAIRS #2
	Heat Detector	4E HEAT - FLOWER RM.
	Heat Detector	4E HEAT - FLOWER RM.
	Photo Detector	4E SMOKE N. HALL - FIRE DOORS
	Photo Detector	4E SMOKE N. HALL
	Photo Detector	
	Photo Detector	
	Manual Pull Station	4E PULL N. HALL 50 YD. LIVE / STAIR 8
	Photo Detector	
	Manual Pull Station	4E PULL MAIN ENTRANCE
7-26 EAST FLR 4 SMOKE ELEV #1 LOBBY	Photo Detector	
7-27 EAST FLR 4 SMOKE CONCOURSE	Photo Detector	4E SMOKE PROMENADE @ ELEV 1
7-28 EAST FLR 4 SMOKE CONCOURSE	Photo Detector	4E PROMENADE SMOKE @ BALL B
7-29 EAST FLR 4 SMOKE CONCOURSE	Photo Detector	@ BALL A/B
7-30 EAST FLR 4 SMOKE CONCOURSE	Photo Detector	@ BALL A
7-31 EAST FLR 4 SMOKE CONCOURSE	Photo Detector	4E PROMENADE / GRAND TERR SMOKE
7-32 EAST FLR 4 SMOKE ELEV #2 LOBBY	Photo Detector	
7-33 EAST FLR 4 PULL ESCALATOR #7	Manual Pull Station	
7-35 EAST FLR 4 BEAM DET #3 GRAND TERR	Conventional Zone	4E BEAM GRAND TERR @ 50 YD LIVE
7-36 EAST FLR 4 BEAM DET #2 GRAND TERR	Conventional Zone	
7-37 EAST FLR 4 BEAM DET #1 GRAND TERR	Conventional Zone	4E BEAM GRAND TERR @ FLOWER RM.
7-38 EAST FLR 4 PULL LOBBY CORR EXIT	Manual Pull Station	4E N. HALL FIRE DOORS. PULL @ BALL D
7-41 EAST FLR 4 BEAM DET #1 BALLROOM	Conventional Zone	
7-42 EAST FLR 4 BEAM DET #2 BALLROOM	Conventional Zone	
7-43 EAST FLR 4 BEAM DET #3 BALLROOM	Conventional Zone	
7-44 EAST FLR 4 BEAM DET #4 BALLROOM	Conventional Zone	
7-45 EAST FLR 4 BEAM DET #5 BALLROOM	Conventional Zone	
7-46 EAST FLR 4 BEAM DET #6 BALLROOM	Conventional Zone	
7-47 EAST FLR 4 BEAM DET #7 BALLROOM	Conventional Zone	
7-48 EAST FLR 4 BEAM DET #8 BALLROOM	Conventional Zone	
7-49 EAST FLR 4 SMOKE ELEV #2 SHAFT	Photo Detector	
7-50 EAST FLR 4 HEAT ELEV #2 SHAFT	Heat Detector	
8-6 EAST FLR 5 PULL ENTRY RM#501	Manual Pull Station	5E PULL MECH RM / EXIT DOOR
8-7 EAST FLR 5 SMOKE ENTRY RM#501	Photo Detector	5E SMOKE MECH RM / AHU - 19 / UPPER LVL.
8-8 EAST FLR 5 SMOKE MECH RM#502	Photo Detector	
8-9 EAST FLR 5 SMOKE EXHAUST EQP RM	Photo Detector	
8-10 EAST FLR 5 SMOKE ELEV 4/5 LOBBY	Photo Detector	5E AEG SMOKE MECH RM / ELEV 4/5
8-11 EAST FLR 5 SPRINKLER FLOW ALARM	Conventional Zone	
8-12 EAST FLR 5 SPRINKLER TAMPER	Conventional Zone	
8-13 EAST FLR 5 HEAT MECH/HVAC RM502	Heat Detector	
8-14 EAST FLR 5 HEAT MECH/HVAC RM502	Heat Detector	
8-15 EAST FLR 5 HEAT MECH/HVAC RM502	Heat Detector	
8-16 EAST FLR 5 HEAT MECH/HVAC RM502	Heat Detector	

NEVER FOUND
6-45
4E GRAND TERR.
PULL BY STAIR 2

C-C Copy
C-V Page - F2

SIEMENS

SIEMENS BUILDING TECHNOLOGIES, INC. FIRE SAFETY DIVISION

8-17 EAST FLR 5 HEAT MECH/HVAC RM502	Heat Detector
8-18 EAST FLR 5 HEAT MECH/HVAC RM502	Heat Detector
8-19 EAST FLR 5 HEAT MECH/HVAC RM502	Heat Detector
8-20 EAST FLR 5 HEAT MECH/HVAC RM502	Heat Detector
8-21 EAST FLR 5 HEAT MECH/HVAC RM502	Heat Detector
8-22 EAST FLR 5 HEAT MECH/HVAC RM502	Heat Detector
8-23 EAST FLR 5 HEAT MECH/HVAC RM502	Heat Detector
8-24 EAST FLR 5 PULL MECH RM STAIR#2	Manual Pull Station
8-25 EAST FLR 5 SMOKE STAIRWELL #2	Photo Detector
8-26 EAST FL5 DUCT AHU-14S GRAND TERR	Photo Detector
8-27 EAST FL5 DUCT AHU-14R GRAND TERR	Photo Detector
8-28 EAST FL5 DUCT AHU-15S E BALLROOM	Photo Detector
8-29 EAST FL5 DUCT AHU-15RA E BALLRM	Photo Detector
8-30 EAST FL5 DUCT AHU-15RB E BALLRM	Photo Detector
8-31 EAST FL5 DUCT AHU-16S W BALLROOM	Photo Detector
8-32 EAST FL5 DUCT AHU-16R W BALLROOM	Photo Detector
8-33 EAST FLR 5 DUCT AHU-10S KITCHEN	Photo Detector
8-35 KIOSK ANSEL SYSTEM 6TH FLR	Conventional Zone
8-36 KIOSK ANTIFREEZE TAMPER 6TH FLR	Conventional Zone
8-40 EAST FLR 6 SMOKE WOMENS' RESTRM	Photo Detector
8-41 EAST FLR 6 SMOKE ELEV 4/5 LOBBY	Photo Detector
8-42 EAST FLR 6 PULL LOBBY EXIT	Manual Pull Station
8-43 EAST FLR 6 SMOKE MENS' RESTROOM	Photo Detector
8-44 EAST FLR 6 SMOKE MENS' RESTROOM	Photo Detector
8-45 EAST FLR 6 SMOKE JANITOR CLOSET	Photo Detector
8-46 EAST FLR 6 SPRINKLER FLOW ALARM	Conventional Zone
8-47 EAST FLR 6 SPRINKLER TAMPER	Conventional Zone
8-48 EAST FLR 6 HEAT ELEV #4 SHAFT	Heat Detector
8-49 EAST FLR 6 HEAT ELEV #5 SHAFT	Heat Detector
8-50 EAST FLR 6 SMOKE ELEV #4 SHAFT	Photo Detector
8-51 EAST FLR 6 SMOKE ELEV #5 SHAFT	Photo Detector
9-1 OFF INPUT FROM FAN CONTROL SW 1	Conventional Zone
9-2 ON INPUT FROM FAN CONTROL SW 1	Conventional Zone
9-3 OFF INPUT FROM FAN CONTROL SW 2	Conventional Zone
9-4 ON INPUT FROM FAN CONTROL SW 2	Conventional Zone
9-5 OFF INPUT FROM FAN CONTROL SW 3	Conventional Zone
9-6 ON INPUT FROM FAN CONTROL SW 3	Conventional Zone
9-7 OFF INPUT FROM FAN CONTROL SW 4	Conventional Zone
9-8 ON INPUT FROM FAN CONTROL SW 4	Conventional Zone
11-2.4TH FLOOR SKYWALK ROLLDOWN DOOR	Conventional Zone
11-2 4TH FLOOR SKYWALK ROLLDOWN DOOR	Remote Relay
11-3 SMOKE 4TH FLR SKYWALK LOBBY	Photo Detector
11-4 SMOKE SKYWALK ELEVATOR EQUIP. RM	Photo Detector
11-5 HEAT SKYWALK ELEVATOR EQUIP. RM	Heat Detector
11-6 SKYWALK ELEVATOR SHUNT TRIP	Conventional Zone
11-6 SKYWALK ELEVATOR SHUNT TRIP	Remote Relay
11-7 SKYWALK ELEVATOR ALT RECALL	Conventional Zone
11-7 SKYWALK ELEVATOR ALT RECALL	Remote Relay
11-8 SKYWALK ELEVATOR MAIN RECALL	Conventional Zone
11-8 SKYWALK ELEVATOR MAIN RECALL	Remote Relay
11-9 SMOKE 4TH FLOOR SKYWALK ELEVATOR	Photo Detector
11-10 PULL 4TH FLOOR SKYWALK ELEVATOR	Manual Pull Station
11-11 SMOKE 6TH FLOOR SKYWALK ELEVATOR	Photo Detector
11-12 SMOKE 4TH FLR SKYWALK LOBBY	Photo Detector
11-13 PULL 6TH FLOOR SKYWALK ELEVATOR	Manual Pull Station
11-14 WATERFLOW SKYWALK	Conventional Zone
11-15 TAMPER SKYWALK	Conventional Zone
11-16 TAMPER SKYWALK ANTIFREEZE SYS.	Conventional Zone
11-17 DUCT SMOKE SKYWALK AHU 3 SUPPLY	Photo Detector
11-17 DUCT SMOKE SKYWALK AHU 3 SUPPLY	Remote Relay
11-19 DUCT SMOKE SKYWALK AHU 3 RETURN	Photo Detector
11-19 DUCT SMOKE SKYWALK AHU 3 RETURN	Remote Relay
11-21 PULL 5TH FLOOR SKYWALK ELEVATOR	Manual Pull Station

HIGHLIGHT - FR
(L → R)

6E AHU-14

Issue w/
8-46 5th
8-47 or
6th
flm?

Also: Forgot
001-008-035
to
008-051

4E ~~SMOKE~~ SKYWALK LOBBY SMOKE
4E SKYWALK ELEV. EQUIP. RM. SMOKE
4E SKYWALK ELEV. EQUIP RM HEAT

4E SKYWALK VESTIBULE
LOBBY SMOKE
4E SKYWALK VESTIBULE PULL
6E SKYWALK VESTIBULE SMOKE
6E SKYWALK VESTIBULE PULL

? Should Be AHU-19

5E SKYWALK VESTIBULE PULL

SIEMENS

SIEMENS BUILDING TECHNOLOGIES, INC. FIRE SAFETY DIVISION

11-22 SMOKE 5TH FLOOR SKYWALK ELEVATOR	Photo Detector	
11-23 SMOKE SKYWALK VESTIBULE	Photo Detector	SE SKYWALK LOBBY SMOKE BY DBL DOORS
11-24 SMOKE SKYWALK	Photo Detector	SE SKYWALK SMOKE INSIDE DBL DOORS
11-25 HEAT SKYWALK VESTIBULE	Heat Detector	SE SKYWALK LOBBY HEAT
11-26 HEAT SKYWALK	Heat Detector	SE SKYWALK HEAT INSIDE DBL DOORS
11-27 SKYWALK SOUTH END DOOR HOLDER	Conventional Zone	
11-27 SKYWALK SOUTH END DOOR HOLDER	Remote Relay	
11-28 SKYWALK NORTH END DOOR HOLDER	Conventional Zone	
11-28 SKYWALK NORTH END DOOR HOLDER	Remote Relay	
11-29 SKYWALK DELUGE PANEL	Conventional Zone	
11-29 SKYWALK DELUGE PANEL	Remote Relay	
11-30 SKYWALK DELUGE PANEL	Conventional Zone	
11-30 SKYWALK DELUGE PANEL	Remote Relay	
11-32 SKYWALK ELEVATOR LIGHT	Conventional Zone	
11-32 SKYWALK ELEVATOR LIGHT	Remote Relay	
11-33 KIOSK WATERFLOW 5TH FLR	Conventional Zone	
11-34 KIOSK WF TAMPER VALVE 5TH FLR	Conventional Zone	


* = Manually set the 'Pass' state

Comments: _____

FROM: **Findorff**
Builders Since 1880
601 West Wilson Street
P.O. Box 1647
Madison, Wisconsin 53701-1647

TO: **NICKLES
(CERBERUS Pyro.)
FIRE ALARM SYSTEM**

MONONA TERRACE CONVENTION CENTER PARKING RAMP FIRE ALARM SUBMITTALS Madison, Wisconsin



4722 Farwell Street suite 4 McFarland, Wisconsin 53558
Sales (608)838-4250 Fax (608)838-4461

<input type="checkbox"/> FURNISH AS SUBMITTED	<input type="checkbox"/> REVISE AND RE-SUBMIT
<input type="checkbox"/> REJECTED	<input type="checkbox"/> SUBMIT SPECIFIED ITEM
<input checked="" type="checkbox"/> FURNISH AS CORRECTED	<input checked="" type="checkbox"/> REVIEW COMPLETED

Corrections or comments made on these certified (shop) drawings during this review do not relieve contractor from compliance with requirements of the drawings and specifications. (Checking is only for review of general conformance with the design concept of the project and general compliance with the information given in the contract documents. Contractor is responsible for, confirming and controlling all quantities and dimensions; selecting fabrication processes and techniques of construction, and coordinating his work with that of all other trades.

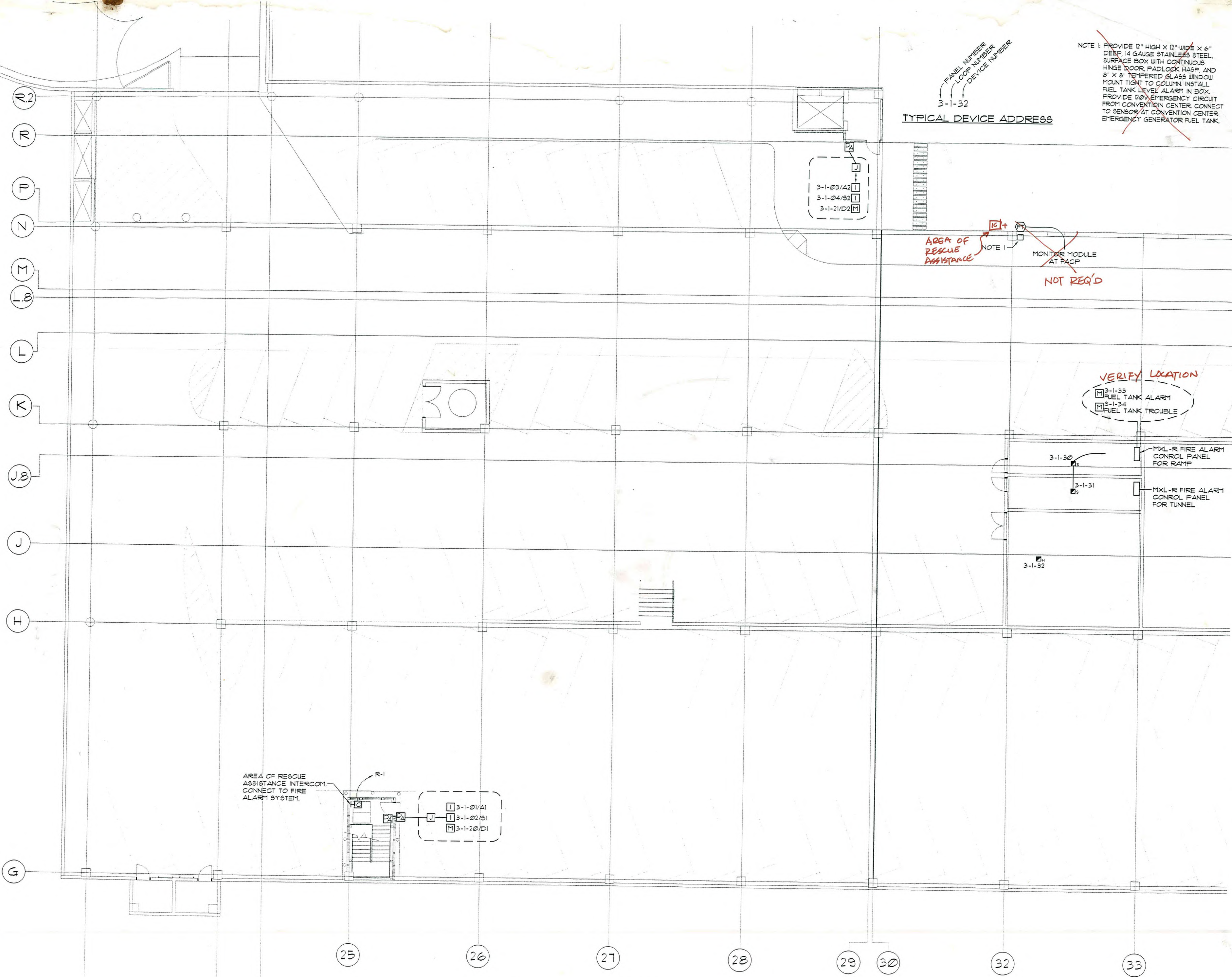
ARNOLD & O'SHEARDAN, INC.
Consulting Engineers
Madison, Wisconsin
Date: 7/1/96 By: C.P.P.

SPEC CODE SECTION NO. 16721
TRANSMITTAL NO. 1694
SUBMITTAL NO. 16721-02-A-1
DATE 9 JUL 96

THIS DOCUMENT REVIEWED BY
J.H. FINDORFF & SON, INC.
THE REVIEW OF THIS DOCUMENT IS FOR GENERAL COMPLIANCE WITH THE CONTRACT DOCUMENTS ONLY AND IN NO WAY RELIEVES THE SUB-CONTRACTOR OF HIS RESPONSIBILITY TO FURNISH SPECIFIED MATERIALS AS REQUIRED TO COMPLETE THE CONTRACT WORK UNLESS NOTED OTHERWISE. FIELD DIMENSIONS HAVE NOT BEEN VERIFIED AND ARE THE RESPONSIBILITY OF THE SUB-CONTRACTOR OR SUPPLIER.

RECEIVED
JUL 2 1996

REVIEWED
ROBERT J. NICKLES, INC.
MADISON, WI 53703
DATE 7/1/96



CERBERUS PYROTRONICS
 4722 Farwell Street suite 4 McFarland, Wisconsin 53558
 Sales (608)338-4250 Fax (608)338-4461

THIS DRAWING AND ALL INFORMATION CONTAINED HEREIN IS UNCLASSIFIED EXCEPT WHERE SHOWN OTHERWISE. IT IS THE PROPERTY OF CERBERUS PYROTRONICS, INC. AND IS LOANED TO YOU BY CERBERUS PYROTRONICS, INC. IT IS NOT TO BE REPRODUCED OR TRANSMITTED IN ANY FORM OR BY ANY MEANS, ELECTRONIC OR MECHANICAL, INCLUDING PHOTOCOPYING, RECORDING, OR BY ANY INFORMATION STORAGE AND RETRIEVAL SYSTEM, WITHOUT THE WRITTEN PERMISSION OF CERBERUS PYROTRONICS, INC.

MONONA TERRACE CONVENTION CENTER
 FIRE ALARM SUBMITTALS
 MADISON, WISCONSIN

NO.	DATE	DESCRIPTION

DRAWN BY: MJK
 APPROVED BY: AP
 SCALE: AS SHOWN
 DATE: JUNE 18, 1996
 JOB NO:
 CAD. FILE NO:
 DRAWING NO: **FA1**
 OF SHEETS

1 LEVEL +29.0' EAST FIRE ALARM PLAN
 SCALE: 1/8" = 1'-0"

OF SHEETS
 DRAWING NO. FA2

CAD. FILE NO.:

JOB NO.:

DATE: JUNE 18, 1996

SCALE: AS SHOWN

APPROVED BY: AP

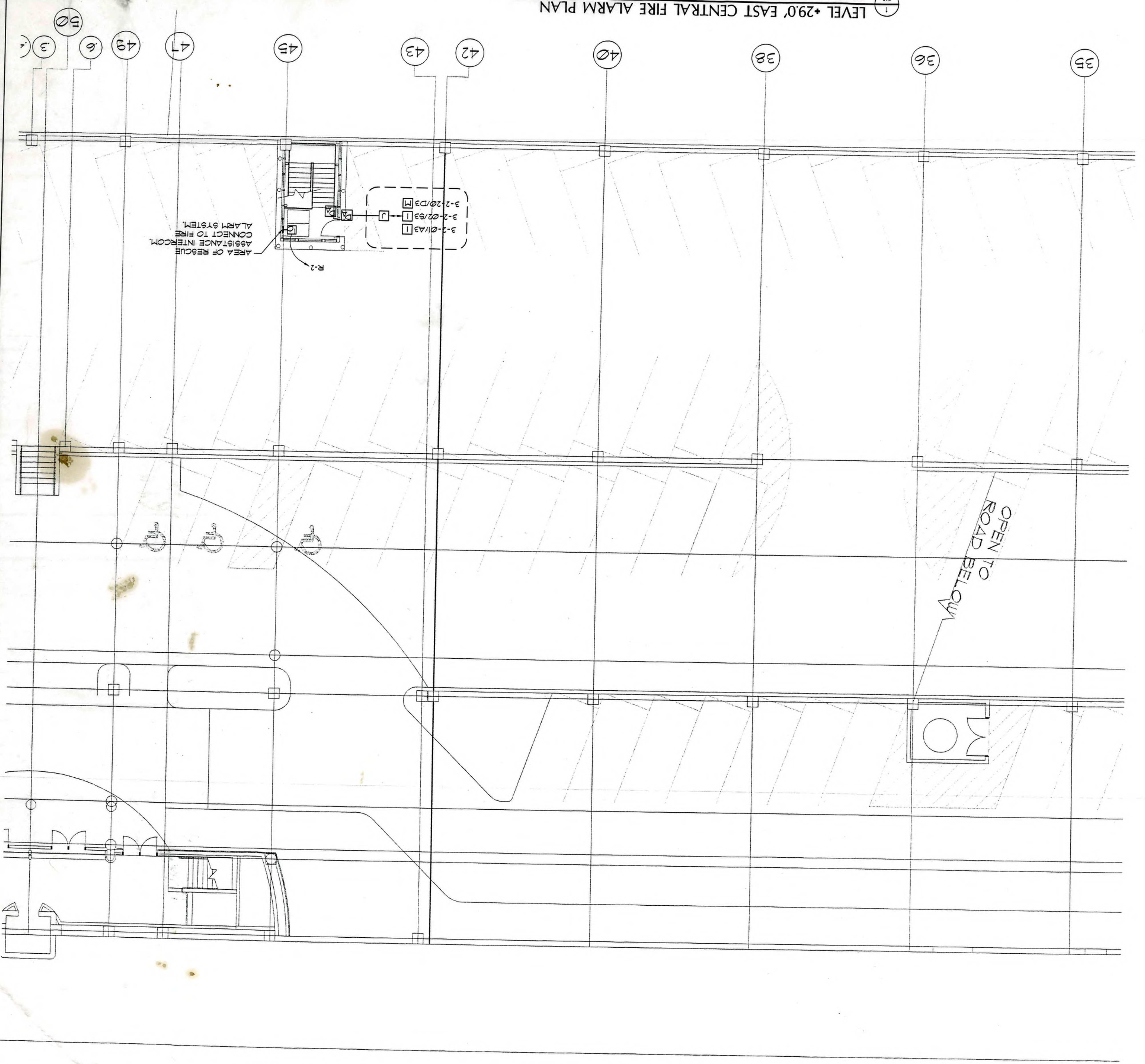
DRAWN BY: MKK

REVISIONS	

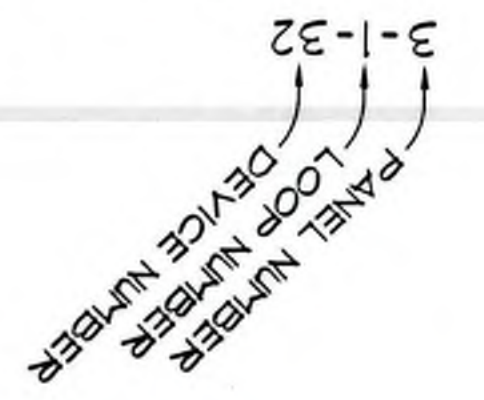
MONONA TERRACE CONVENTION CENTER
 FIRE ALARM SUBMITTALS
 MADISON, WISCONSIN

THIS DRAWING AND ALL INFORMATION CONTAINED HEREIN ARE THE PROPERTY OF CERBERUS PYROTRONICS, INC. AND ARE NOT TO BE REPRODUCED OR TRANSMITTED IN ANY FORM OR BY ANY MEANS, ELECTRONIC OR MECHANICAL, INCLUDING PHOTOCOPYING, RECORDING, OR BY ANY INFORMATION STORAGE AND RETRIEVAL SYSTEM, WITHOUT THE WRITTEN PERMISSION OF CERBERUS PYROTRONICS, INC.

CERBERUS PYROTRONICS
 4722 Farwell Street suite 4, McFarland, Wisconsin 53568
 Sales (608)938-4250 Fax (608)938-4461



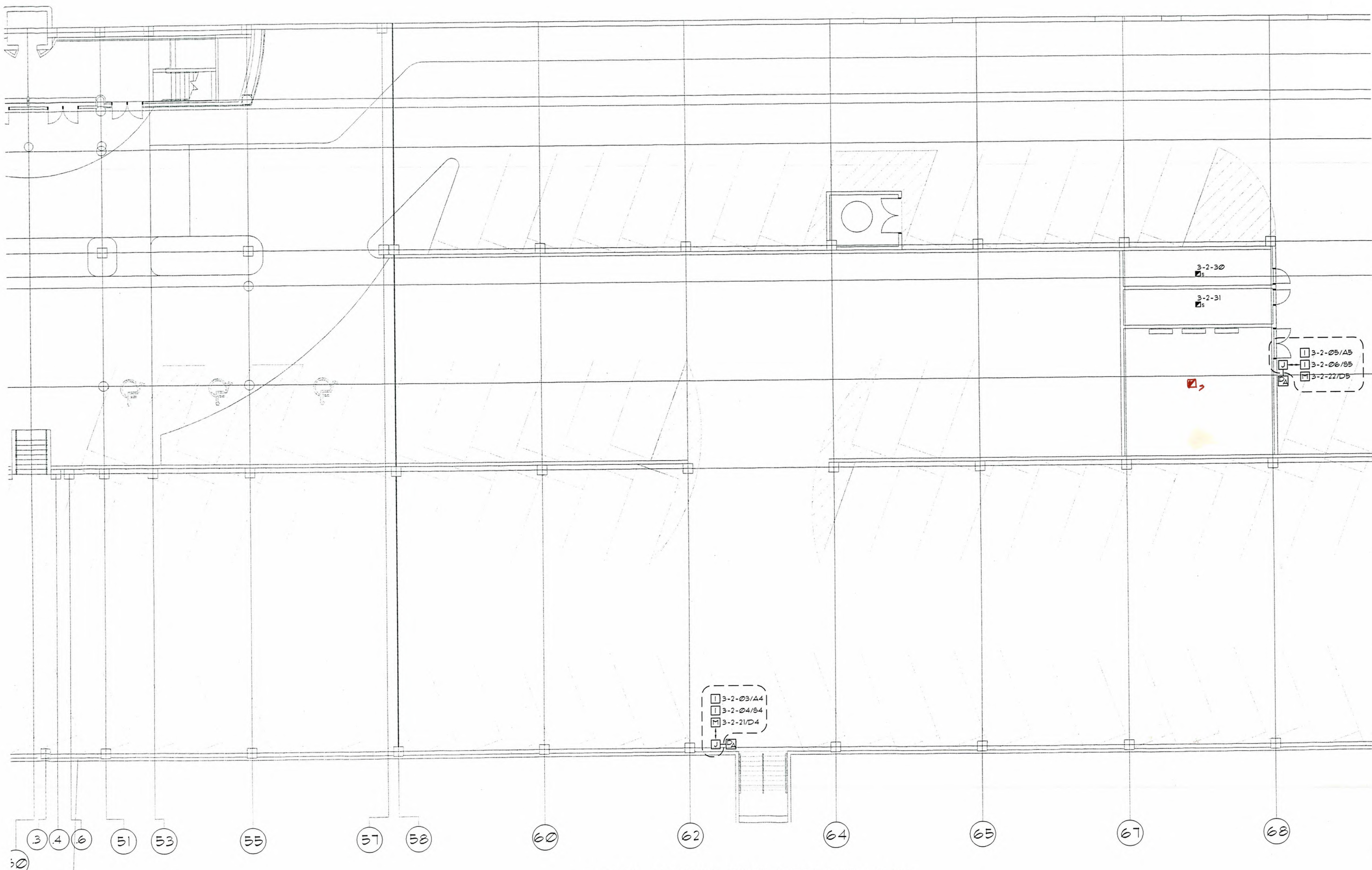
TYPICAL DEVICE ADDRESS



PANEL NUMBER
 LOOP NUMBER
 DEVICE NUMBER
 3-1-32

TYPICAL DEVICE ADDRESS

AREA OF RES
 ASSISTANCE
 CONNECT TO
 ALARM SYST



CERBERUS PYROTRONICS
 4772 Farwell Street suite 4 McFarland, Wisconsin 53558
 Sales (608)338-4250 Fax (608)338-4461

THIS DRAWING IS THE PROPERTY OF CERBERUS PYROTRONICS. IT IS TO BE USED ONLY FOR THE PROJECT AND SITE SPECIFICALLY IDENTIFIED HEREON. NO PART OF THIS DRAWING IS TO BE REPRODUCED OR TRANSMITTED IN ANY FORM OR BY ANY MEANS, ELECTRONIC OR MECHANICAL, INCLUDING PHOTOCOPYING, RECORDING, OR BY ANY INFORMATION STORAGE AND RETRIEVAL SYSTEM, WITHOUT THE WRITTEN PERMISSION OF CERBERUS PYROTRONICS.

MONONA TERRACE CONVENTION CENTER
 FIRE ALARM SUBMITTALS
 MADISON, WISCONSIN

REVISIONS

NO.	DATE	DESCRIPTION

DRAWN BY:
 MJK

APPROVED BY:
 AP

SCALE:
 AS SHOWN

DATE:
 JUNE 18, 1996

JOB NO:

CAD. FILE NO:

DRAWING NO:
FA3
 OF SHEETS

PANEL NUMBER
 LOOP NUMBER
 DEVICE NUMBER
 3-1-32

TYPICAL DEVICE ADDRESS

AREA OF RESCUE ASSISTANCE INTERCOM. CONNECT TO FIRE ALARM SYSTEM.

VERIFY LOCATION

3-2-07/A6
 3-2-08/B6
 3-2-23/D6

3-2-05/A5
 3-2-06/B5
 3-2-22/D5

3-2-09/A7
 3-2-10/B7
 3-2-24/D7



1 LEVEL +29.0' WEST FIRE ALARM PLAN
 FA4 SCALE: 1/8" = 1'-0"



4722 Forwell Street, Suite 4, McFarland, Wisconsin 53558
 Sales (608)838-4250 Fax (608)838-4461

THIS DRAWING AND ALL INFORMATION CONTAINED HEREIN IS UNCLASSIFIED EXCEPT WHERE SHOWN OTHERWISE. IT IS THE PROPERTY OF CERBERUS PYROTRONICS, INC. AND IS LOANED TO YOU. IT IS NOT TO BE REPRODUCED, COPIED, OR DISTRIBUTED WITHOUT THE WRITTEN PERMISSION OF CERBERUS PYROTRONICS, INC. AND IS NOT TO BE USED FOR ANY OTHER PROJECT.

MONONA TERRACE CONVENTION CENTER
 FIRE ALARM SUBMITTALS
 MADISON, WISCONSIN

NO.	REVISIONS

DRAWN BY:
 MJK

APPROVED BY:
 AP

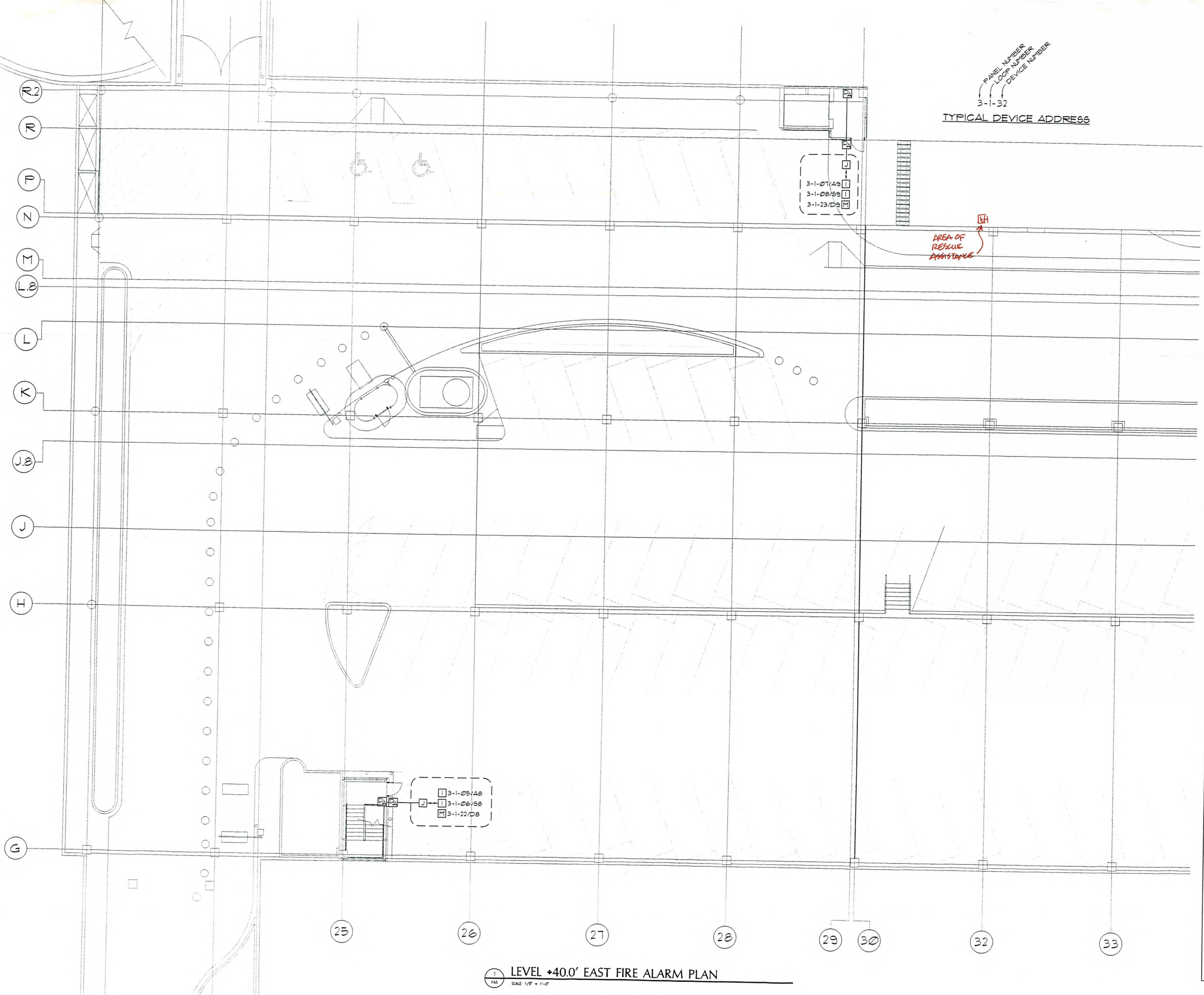
SCALE:
 AS SHOWN

DATE:
 JUNE 18, 1996

JOB NO:

CAD. FILE NO:

DRAWING NO:
FA4
 OF SHEETS




PANEL NUMBER
LOOP NUMBER
DEVICE NUMBER
3-1-32
TYPICAL DEVICE ADDRESS

3-1-07/AB
3-1-08/BB
3-1-23/DB

AREA OF RESCUE ASSISTANCE

3-1-05/AB
3-1-06/BB
3-1-22/DB

1 LEVEL +40.0' EAST FIRE ALARM PLAN
FAS SCALE 1/8" = 1'-0"



THIS DRAWING AND ALL RIGHTS HEREIN ARE THE PROPERTY OF CERBERUS PYROTECHNICS. NO PART OF THIS DRAWING IS TO BE REPRODUCED, COPIED, OR TRANSMITTED IN ANY FORM OR BY ANY MEANS, ELECTRONIC OR MECHANICAL, INCLUDING PHOTOCOPYING, RECORDING, OR BY ANY INFORMATION STORAGE AND RETRIEVAL SYSTEMS, WITHOUT THE WRITTEN PERMISSION OF CERBERUS PYROTECHNICS. VIOLATION OF THIS AGREEMENT SHALL BE CAUSE FOR LEGAL ACTION.

MONONA TERRACE CONVENTION CENTER
FIRE ALARM SUBMITTALS
MADISON, WISCONSIN

NO.	REVISIONS

DRAWN BY:
MJK

APPROVED BY:
AP

SCALE:
AS SHOWN

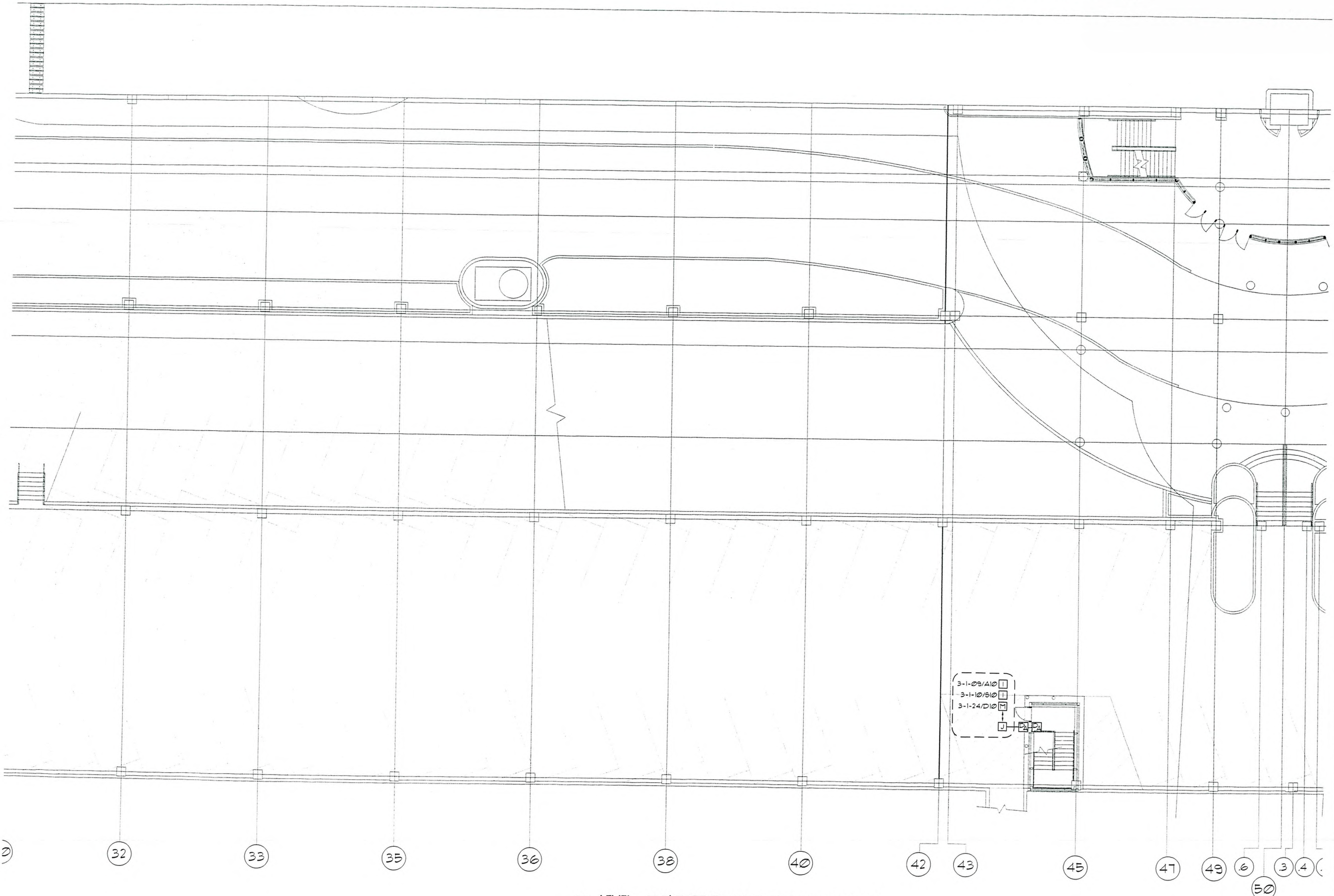
DATE:
JUNE 18, 1996

JOB NO:

CAD. FILE NO:

DRAWING NO:
FA5
OF SHEETS

PANEL NUMBER
 3-1-32
 LOOP NUMBER
 DEVICE NUMBER
 TYPICAL DEVICE ADDRESS



**CERBERUS
 PYROTRONICS**
 4722 Farwell Street suite 4 McFarland, Wisconsin 53558
 Sales (608)338-4250 Fax (608)338-4461

THIS DRAWING AND ALL RIGHTS RESERVED. NO PART OF THIS DRAWING TO BE REPRODUCED OR TRANSMITTED IN ANY FORM OR BY ANY MEANS, ELECTRONIC OR MECHANICAL, WITHOUT PERMISSION IN WRITING FROM CERBERUS PYROTRONICS, INC.

MONONA TERRACE CONVENTION CENTER
 FIRE ALARM SUBMITTALS
 MADISON, WISCONSIN

REVISIONS

NO.	DATE	DESCRIPTION

DRAWN BY:
 MJK

APPROVED BY:
 AP

SCALE:
 AS SHOWN

DATE:
 JUNE 18, 1996

JOB NO:

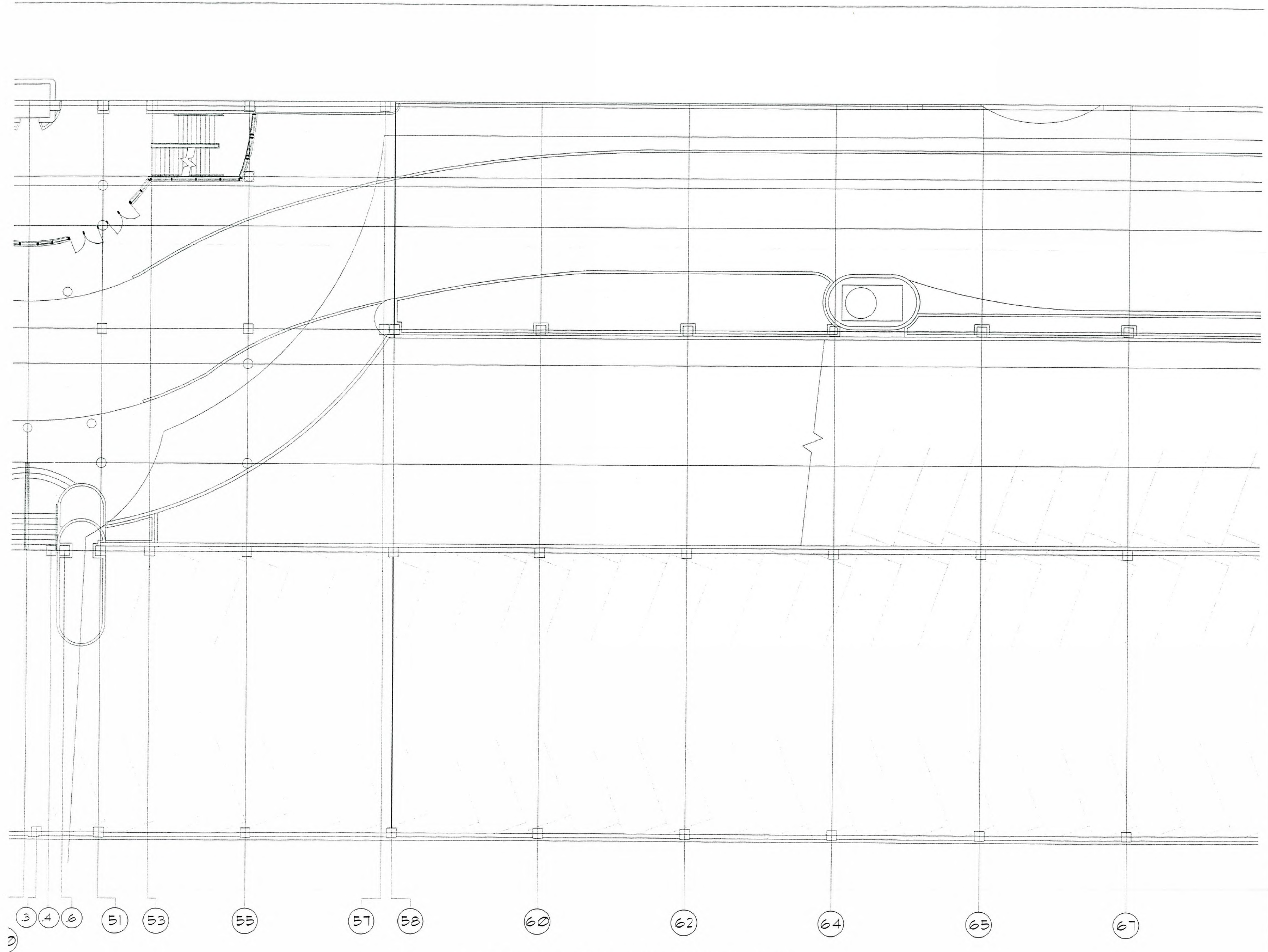
CAD. FILE NO:

DRAWING NO:
FA6
 OF SHEETS

1
 746 LEVEL +40.0' EAST CENTRAL FIRE ALARM PLAN
 SCALE: 1/8" = 1'-0"

PANEL NUMBER
 LOOP NUMBER
 DEVICE NUMBER
 3-1-32

TYPICAL DEVICE ADDRESS



4727 Forwell Street suite 4, McFarland, Wisconsin 53558
 Sales (608)638-4230 Fax (608)638-4461

THIS DRAWING AND THE INFORMATION CONTAINED HEREIN IS THE PROPERTY OF CERBERUS PYROTRONICS. IT IS TO BE USED ONLY FOR THE PROJECT AND SITE SPECIFICALLY IDENTIFIED HEREON. NO PART OF THIS DRAWING IS TO BE REPRODUCED OR TRANSMITTED IN ANY FORM OR BY ANY MEANS, ELECTRONIC OR MECHANICAL, INCLUDING PHOTOCOPYING, RECORDING, OR BY ANY INFORMATION STORAGE AND RETRIEVAL SYSTEM, WITHOUT THE WRITTEN PERMISSION OF CERBERUS PYROTRONICS. THE USER SHALL BE RESPONSIBLE FOR OBTAINING ALL NECESSARY PERMITS AND APPROVALS FROM THE APPROPRIATE AGENCIES.

MONONA TERRACE CONVENTION CENTER
 FIRE ALARM SUBMITTALS
 MADISON, WISCONSIN

REVISIONS

NO.	DATE	DESCRIPTION

DRAWN BY:
 MJK

APPROVED BY:
 AP

SCALE:
 AS SHOWN

DATE:
 JUNE 18, 1996

JOB NO:

CAD. FILE NO:

DRAWING NO:
FA7

OF SHEETS

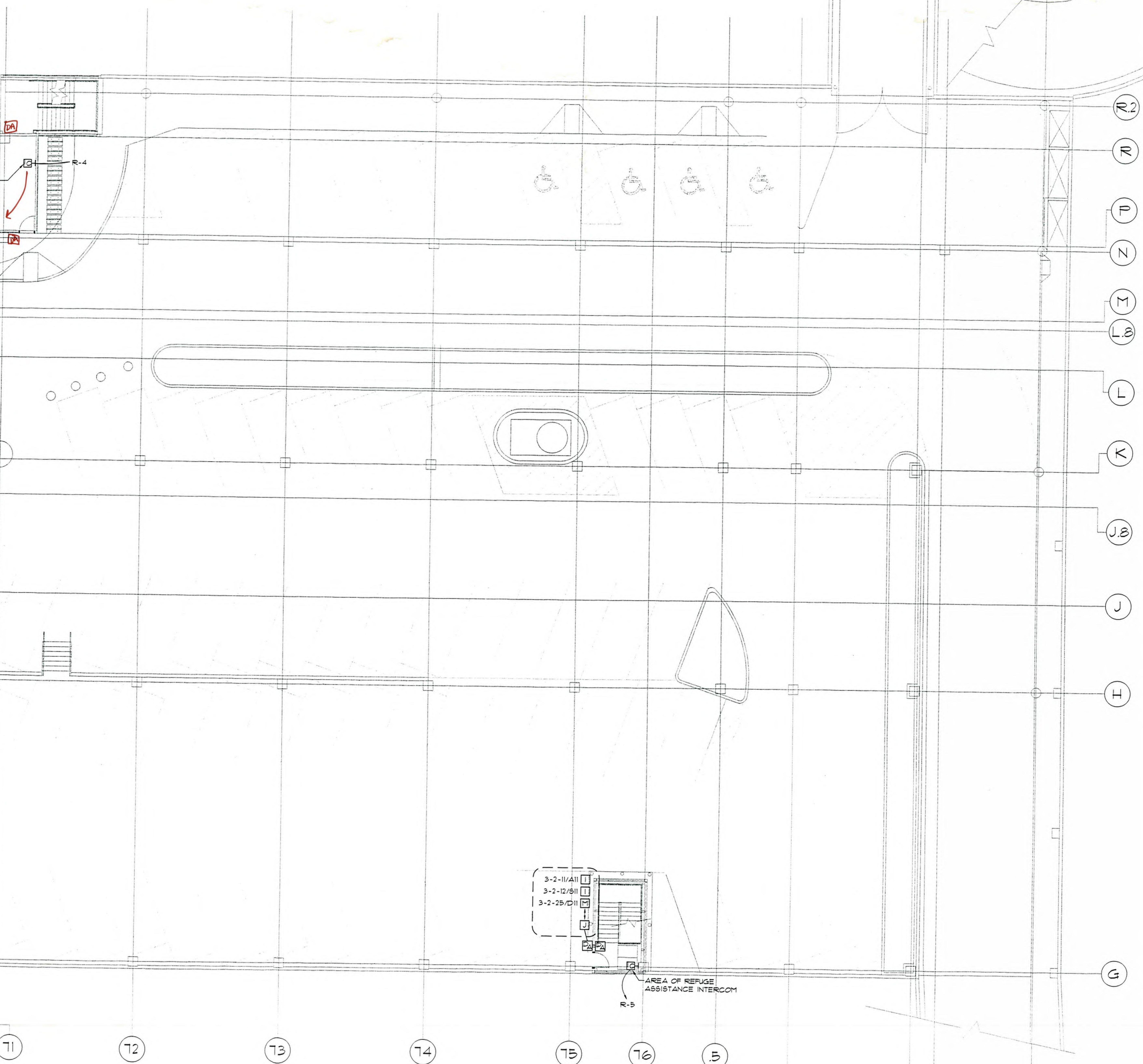
1 LEVEL +40.0' WEST CENTRAL FIRE ALARM PLAN

FA7 SCALE: 1/8" = 1'-0"

PANEL NUMBER
 LOOP NUMBER
 DEVICE NUMBER

3-1-32
 TYPICAL DEVICE ADDRESS

AREA OF REFUGE
 ASSISTANCE INTERCOM
 VERIFY
 LOCATION



LEVEL +40.0' WEST FIRE ALARM PLAN

1 FAB SCALE: 1/8" = 1'-0"

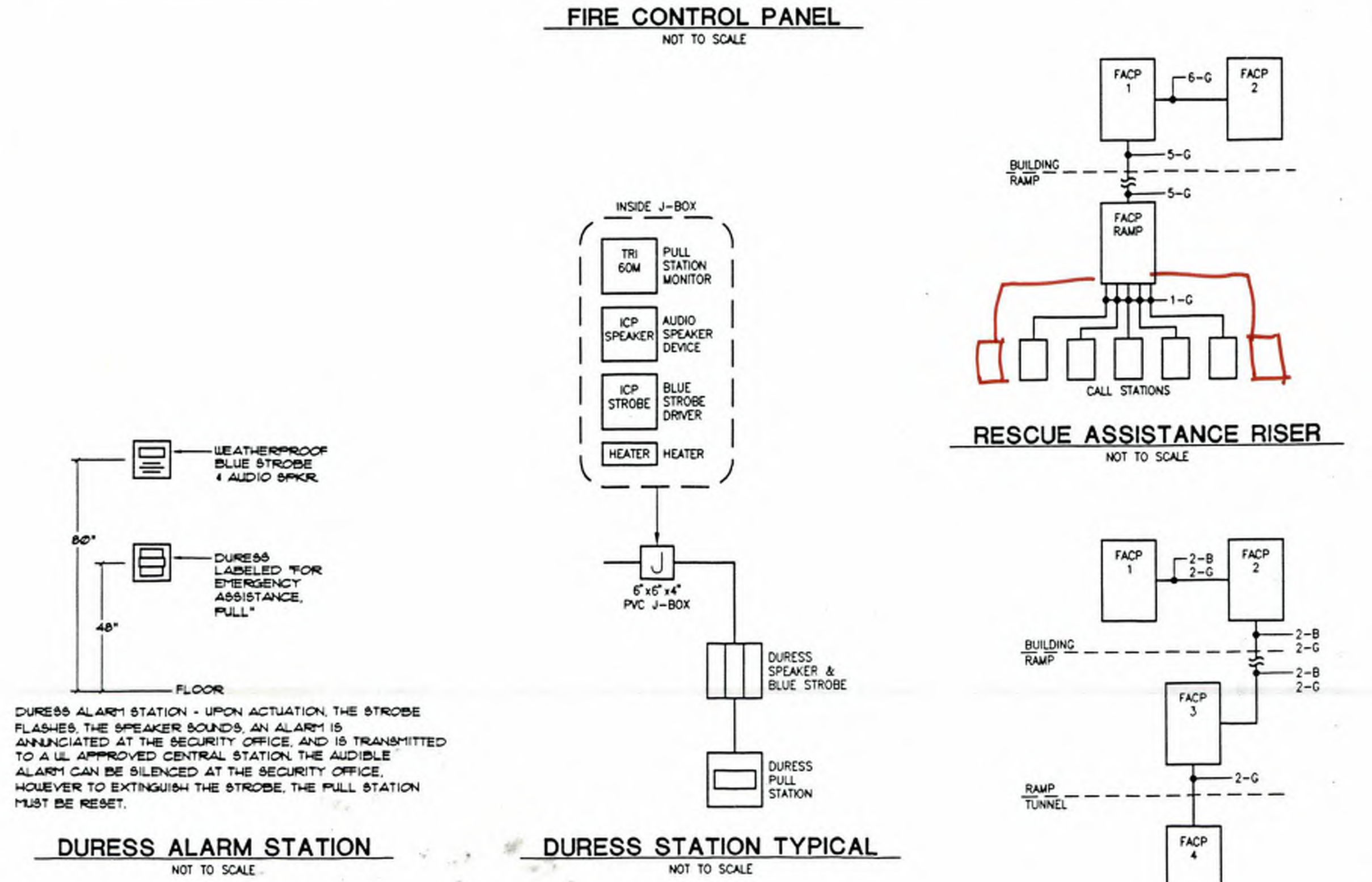
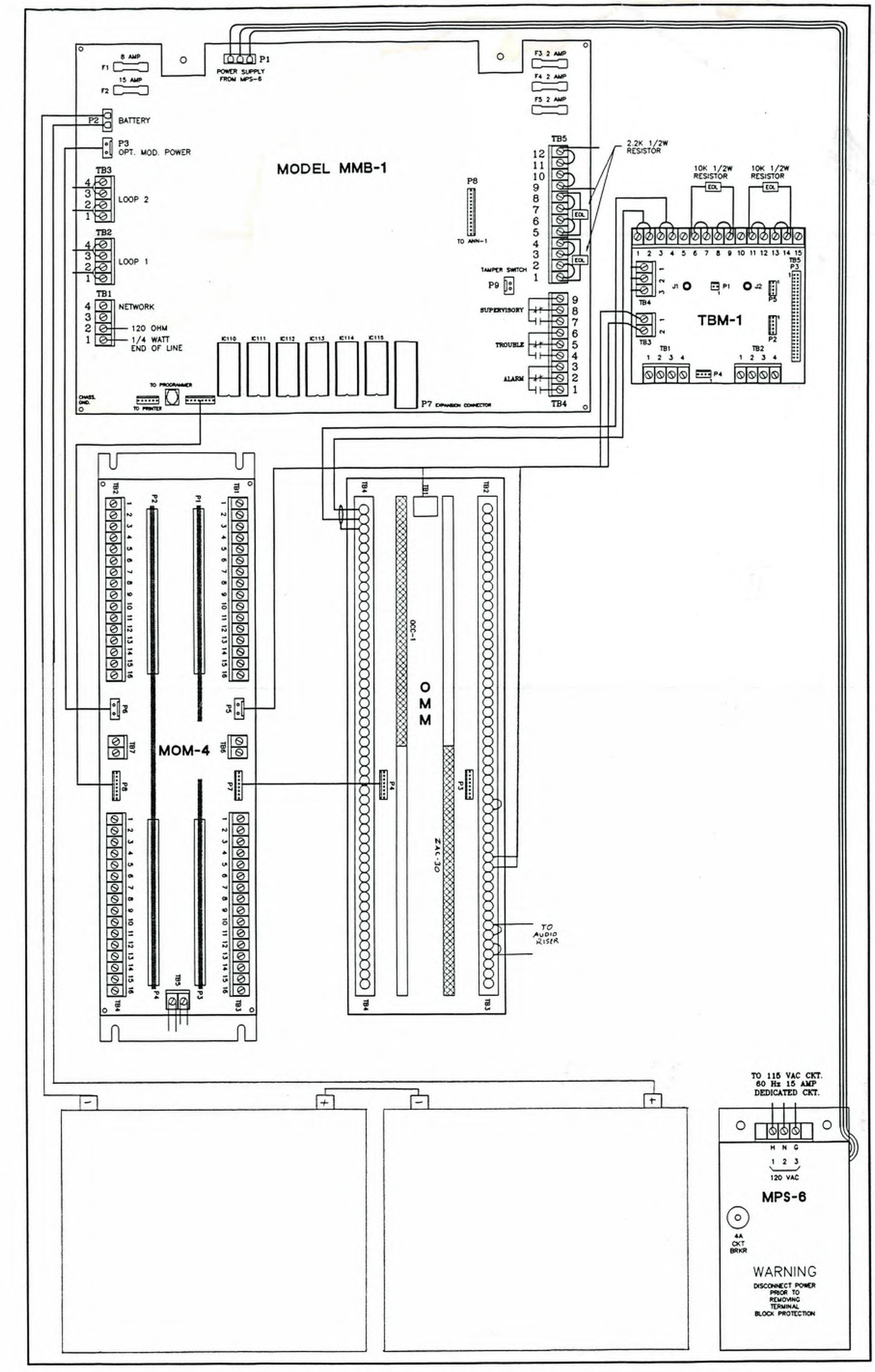
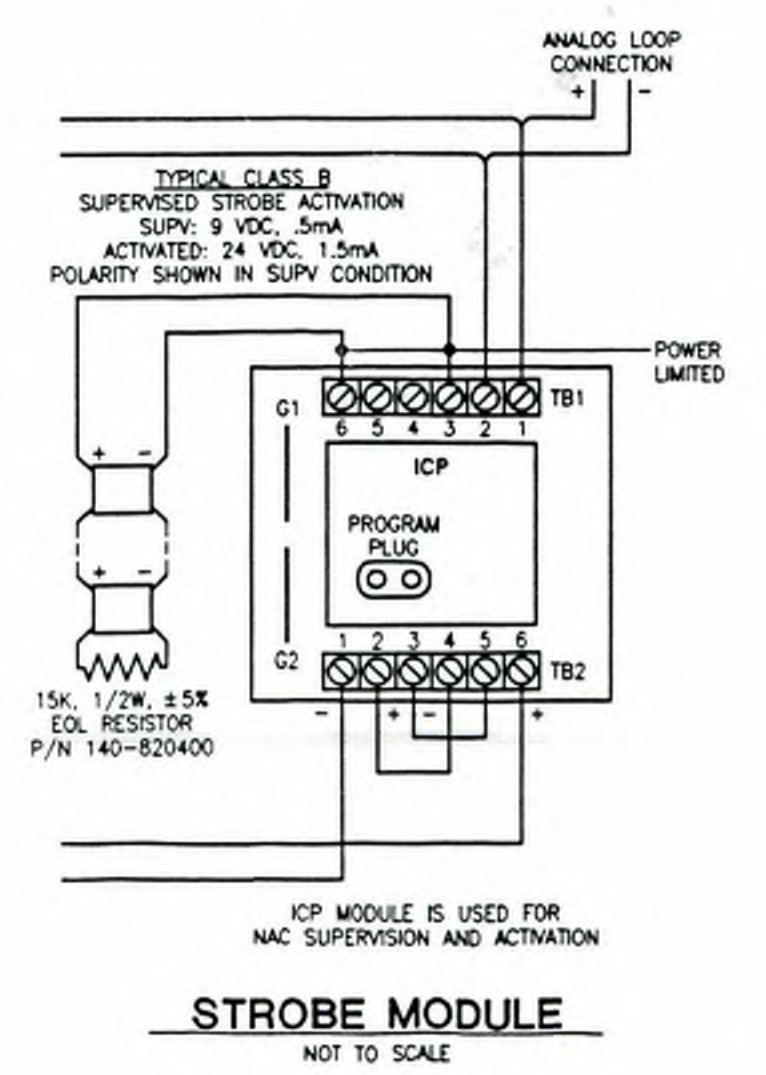
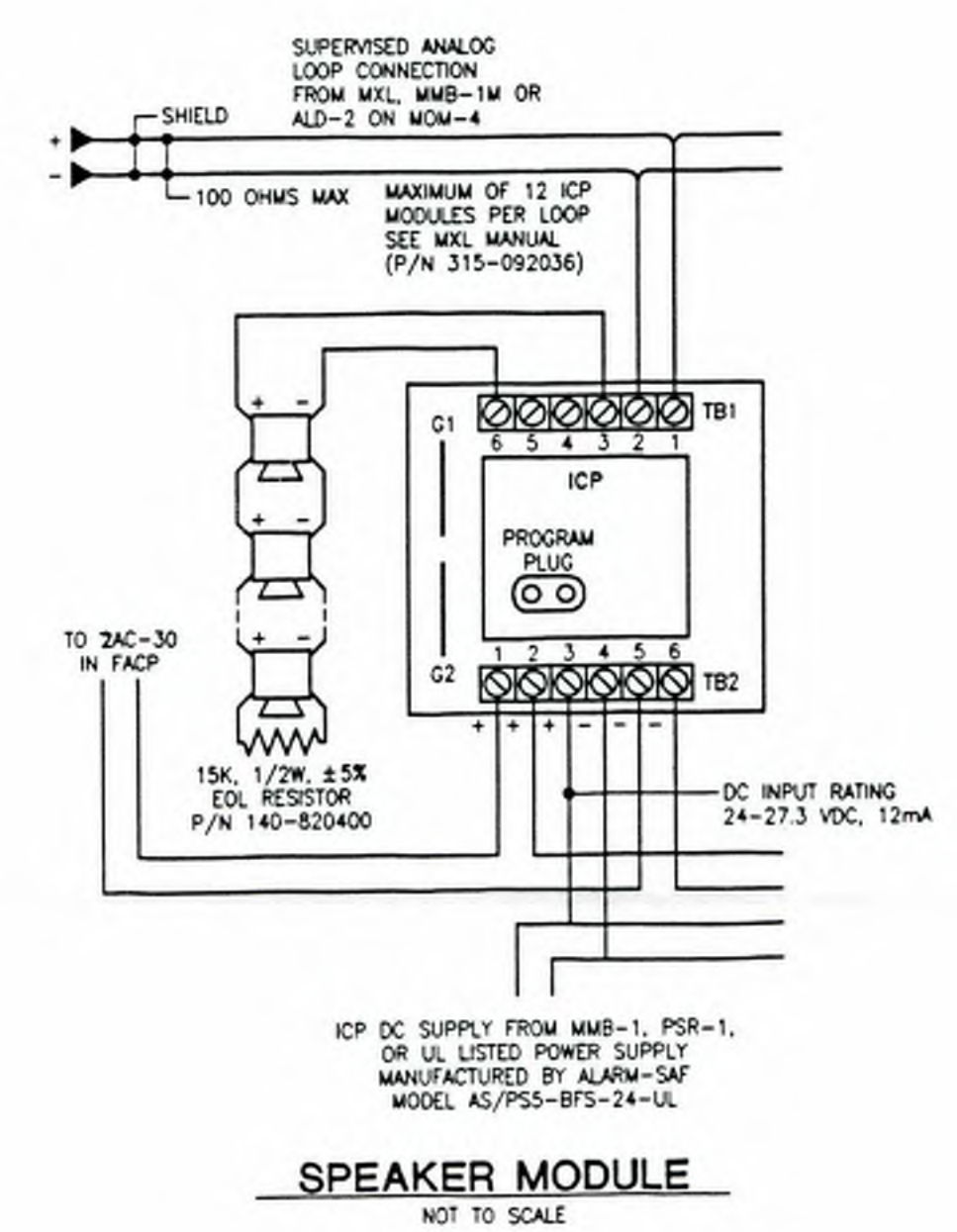
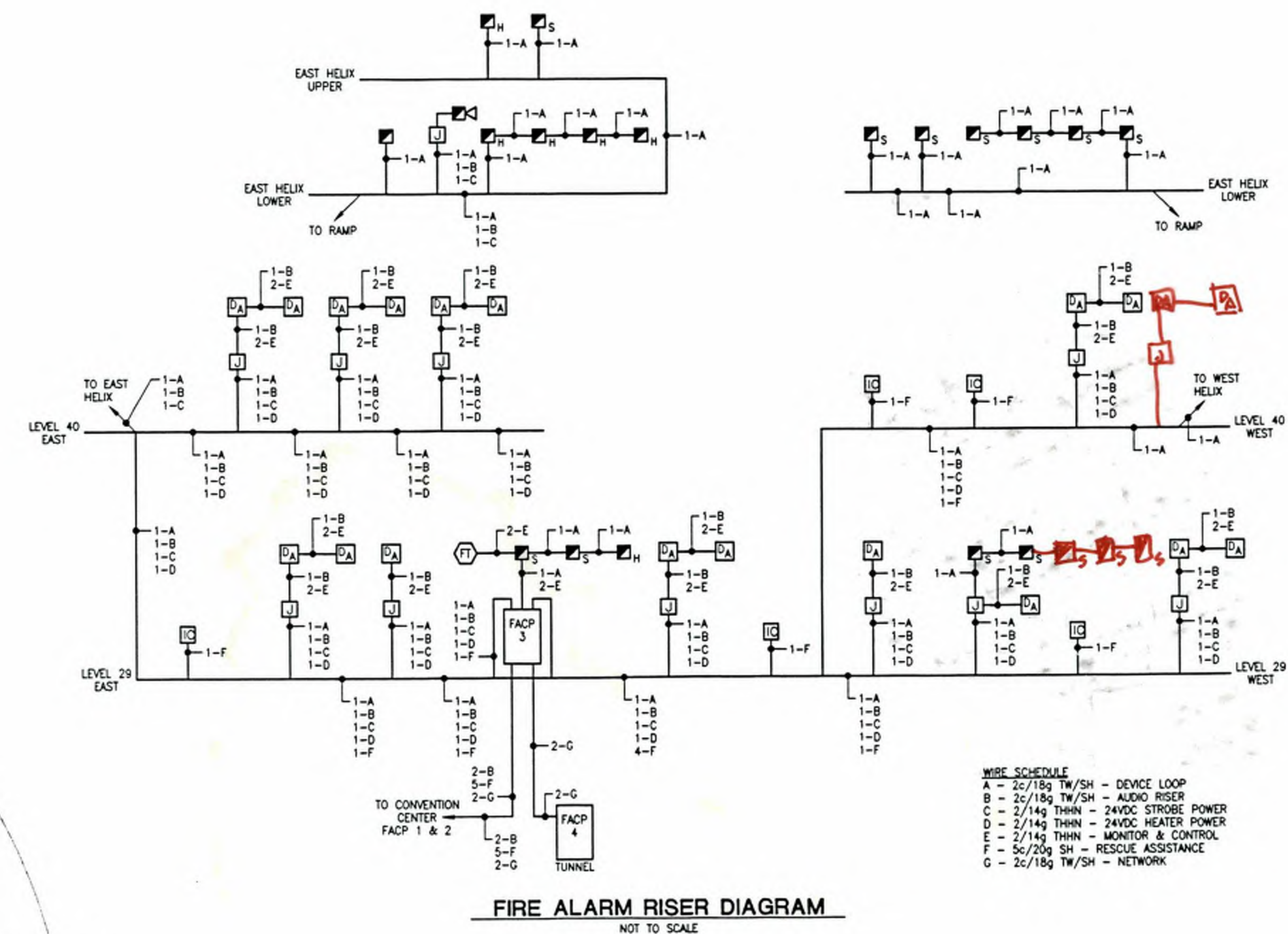
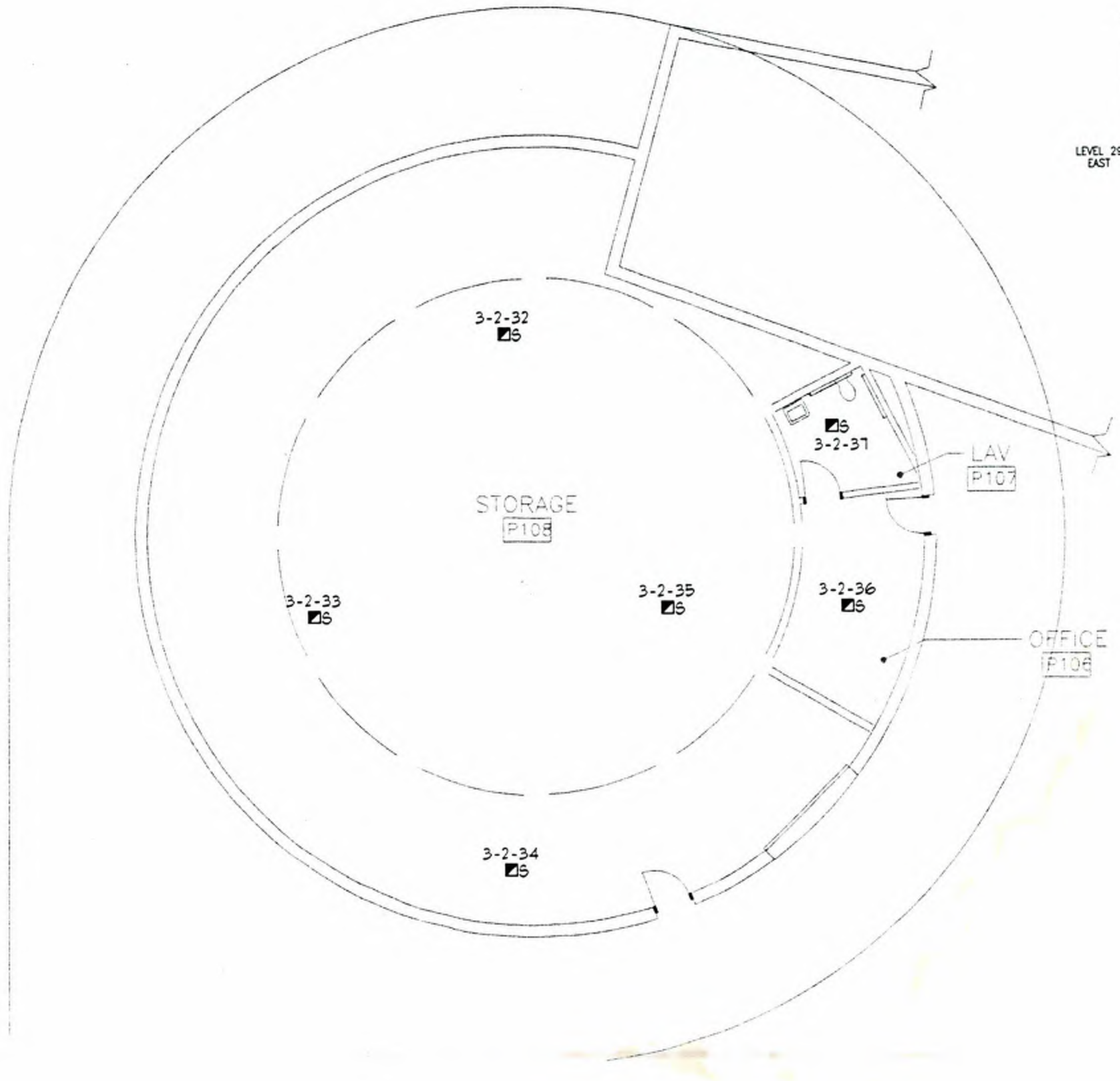
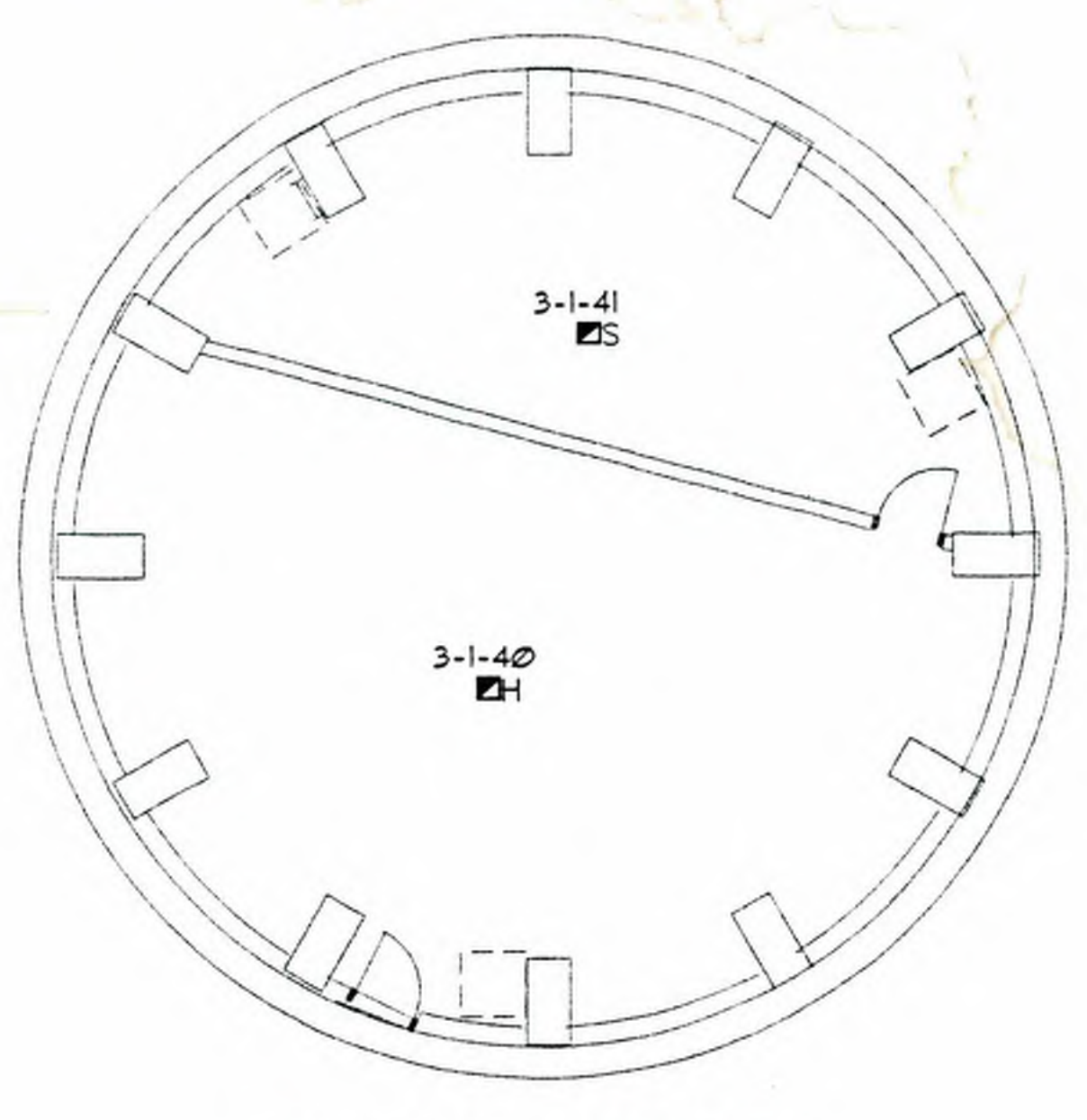
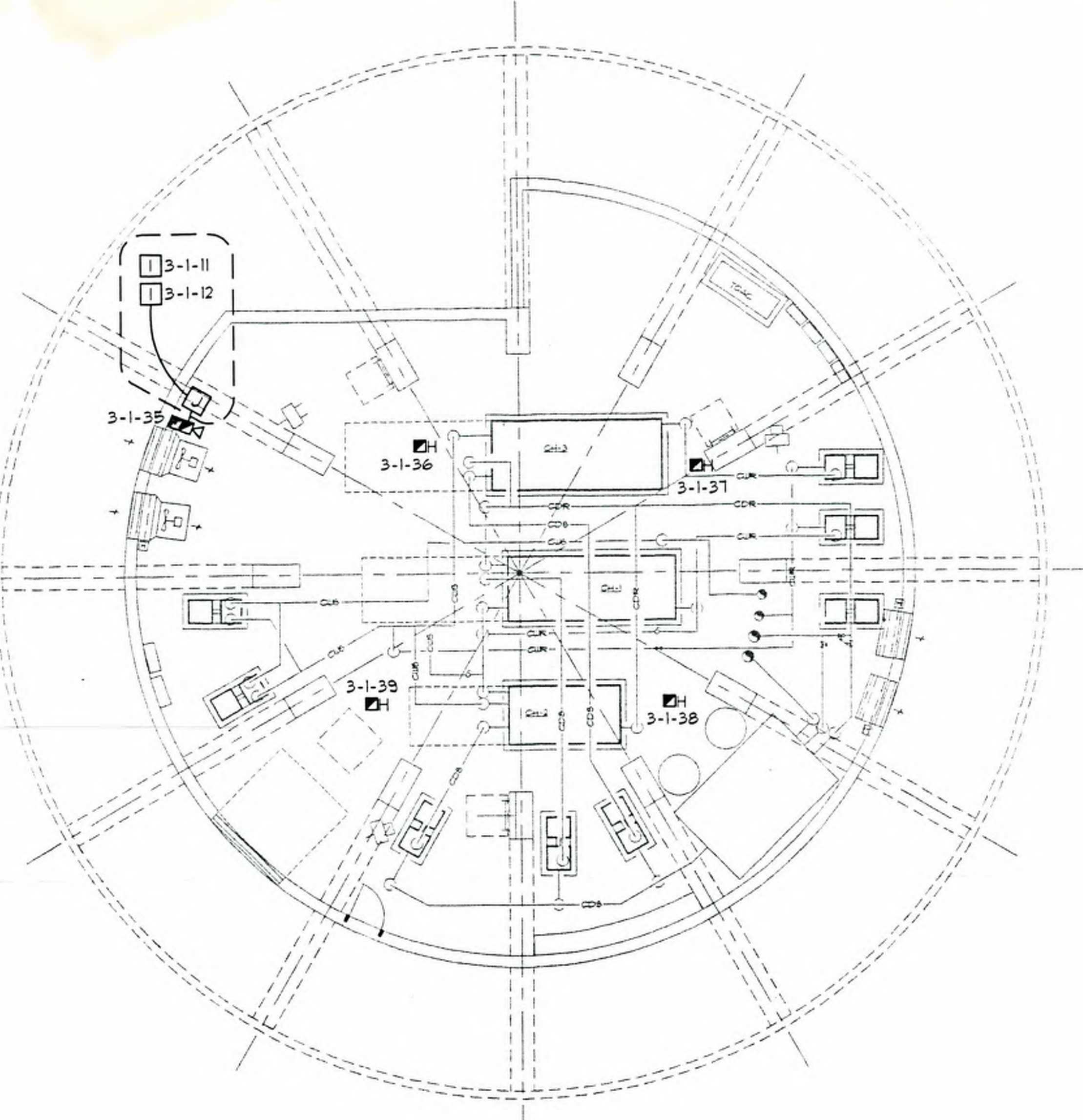
CERBERUS PYROTRONICS
 4722 Forewell Street suite 4 McFarland, Wisconsin 53558
 Sales (608)338-4250 Fax (608)338-4461

THIS DRAWING AND ALL INFORMATION CONTAINED HEREIN ARE THE PROPERTY OF CERBERUS PYROTRONICS. NO PART OF THIS DRAWING IS TO BE REPRODUCED OR TRANSMITTED IN ANY FORM OR BY ANY MEANS, ELECTRONIC OR MECHANICAL, INCLUDING PHOTOCOPYING, RECORDING, OR BY ANY INFORMATION STORAGE AND RETRIEVAL SYSTEM, WITHOUT THE WRITTEN PERMISSION OF CERBERUS PYROTRONICS. IN WISCONSIN, THIS DRAWING IS A PROFESSIONAL ENGINEERING DESIGN.

MONONA TERRACE CONVENTION CENTER
 FIRE ALARM SUBMITTALS
 MADISON, WISCONSIN

NO.	DESCRIPTION	DATE

DRAWN BY: MJK
 APPROVED BY: AP
 SCALE: AS SHOWN
 DATE: JUNE 18, 1996
 JOB NO:
 CAD. FILE NO:
 DRAWING NO: **FA8**
 OF SHEETS



CERBERUS PYROTRONICS

4722 Farwell Street, Suite 4 McFarland, Wisconsin 53558
Sole: (608)38-4250 Fax: (608)38-4461

**MONONA TERRACE CONVENTION CENTER
FIRE ALARM SUBMITTALS**
MADISON, WISCONSIN

REVISIONS

DRAWN BY: MJK

APPROVED BY: AP

SCALE: AS SHOWN

DATE: JUNE 18, 1996

JOB NO.:

CAD. FILE NO.:

DRAWING NO.: FA9

SHEETS OF

THIS DRAWING AND ALL INFORMATION CONTAINED HEREIN ARE UNCLASSIFIED EXCEPT WHERE SHOWN OTHERWISE. ALL INFORMATION CONTAINED HEREIN IS UNCLASSIFIED EXCEPT WHERE SHOWN OTHERWISE.

MONONA TERRACE CONVENTION CENTER
 FIRE ALARM SUBMITTALS
 MADISON, WISCONSIN

REVISIONS

DRAWN BY:
MJK

APPROVED BY:
AP

SCALE:
AS SHOWN

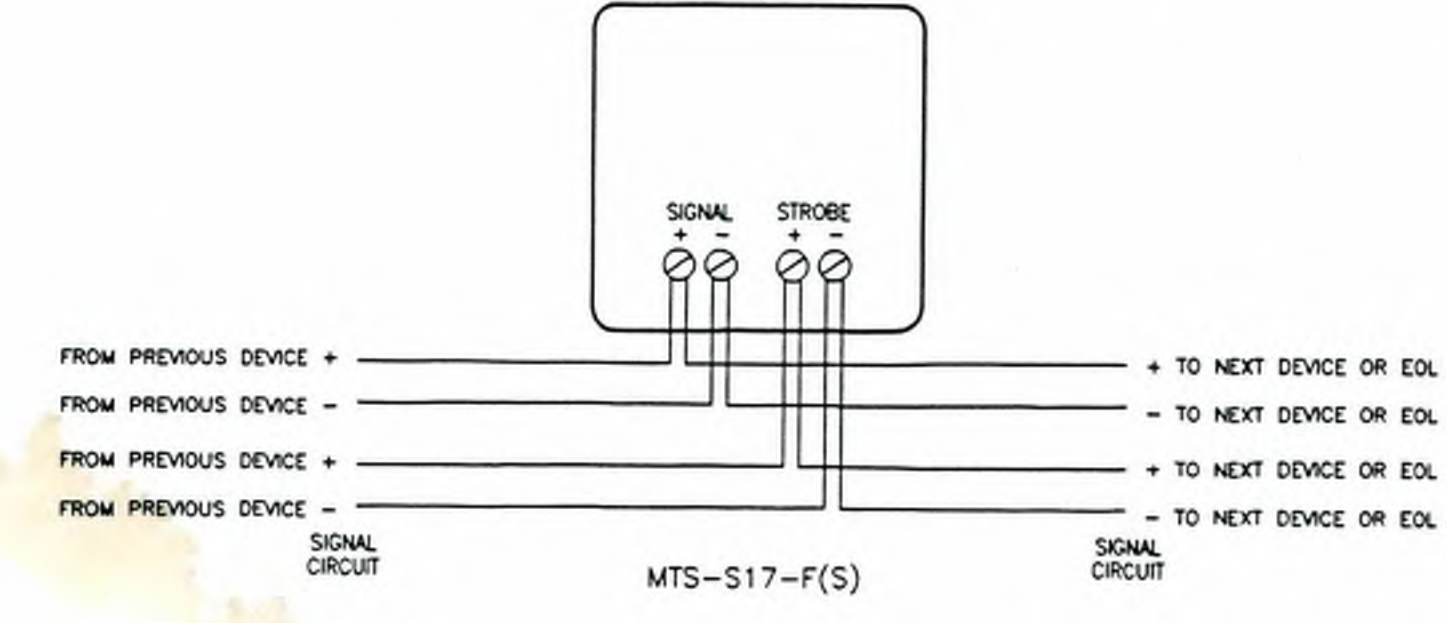
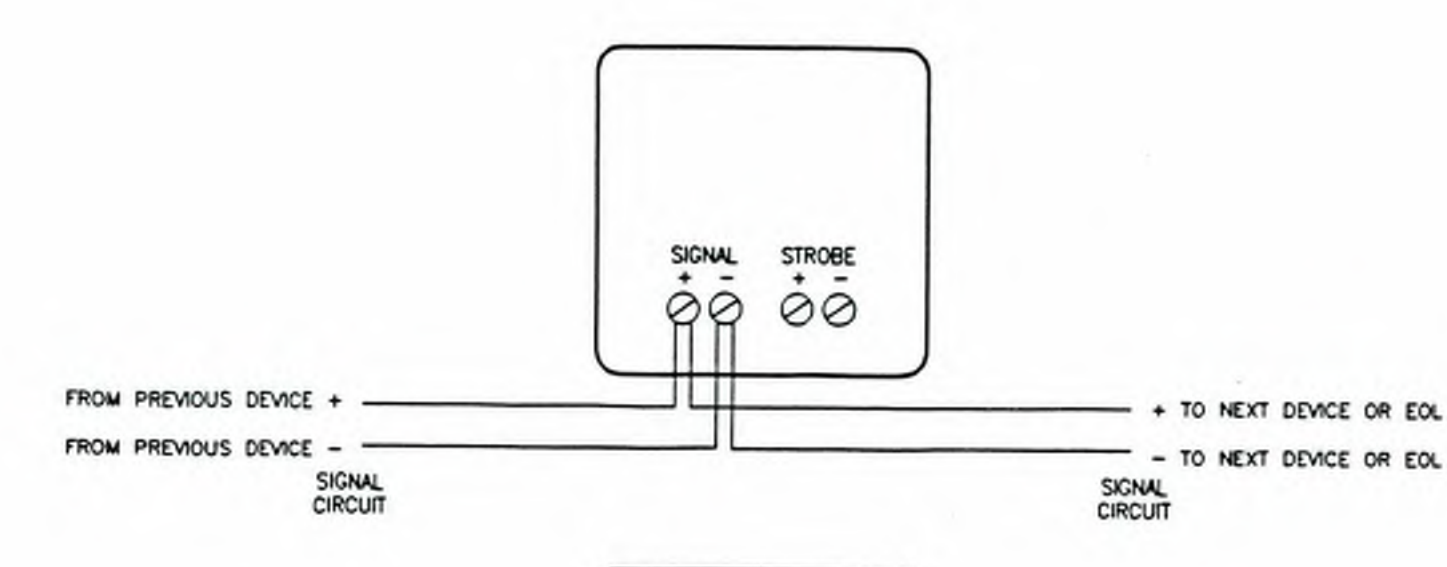
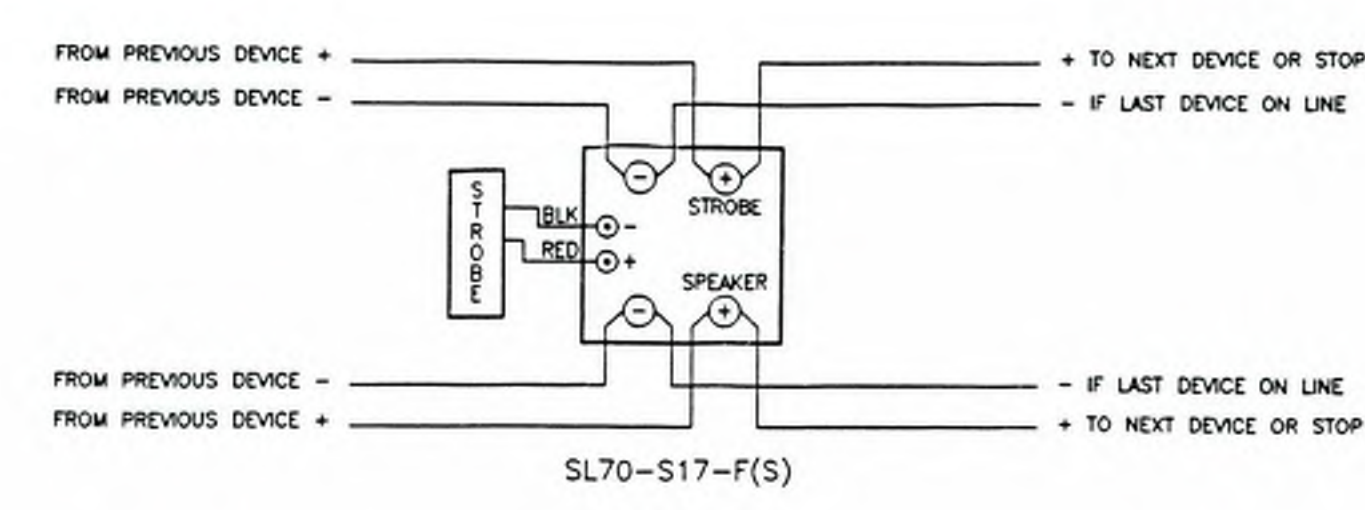
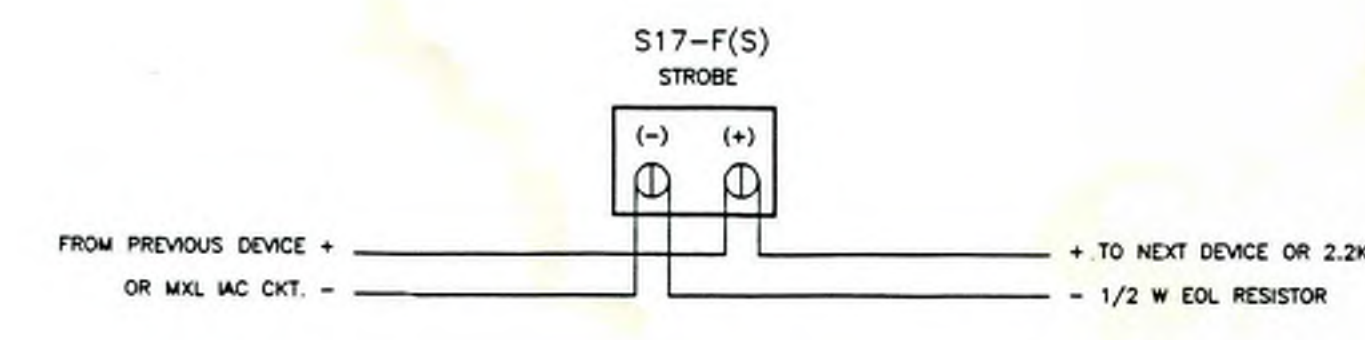
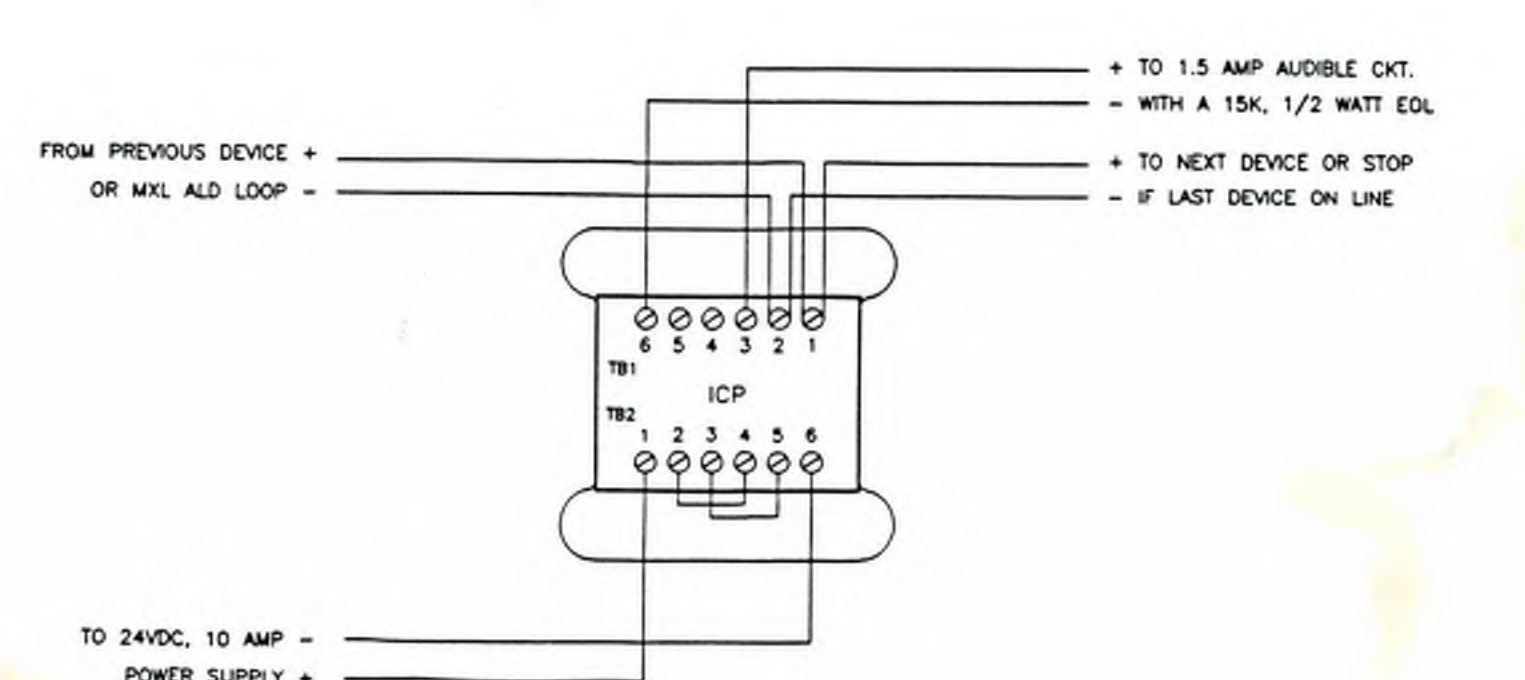
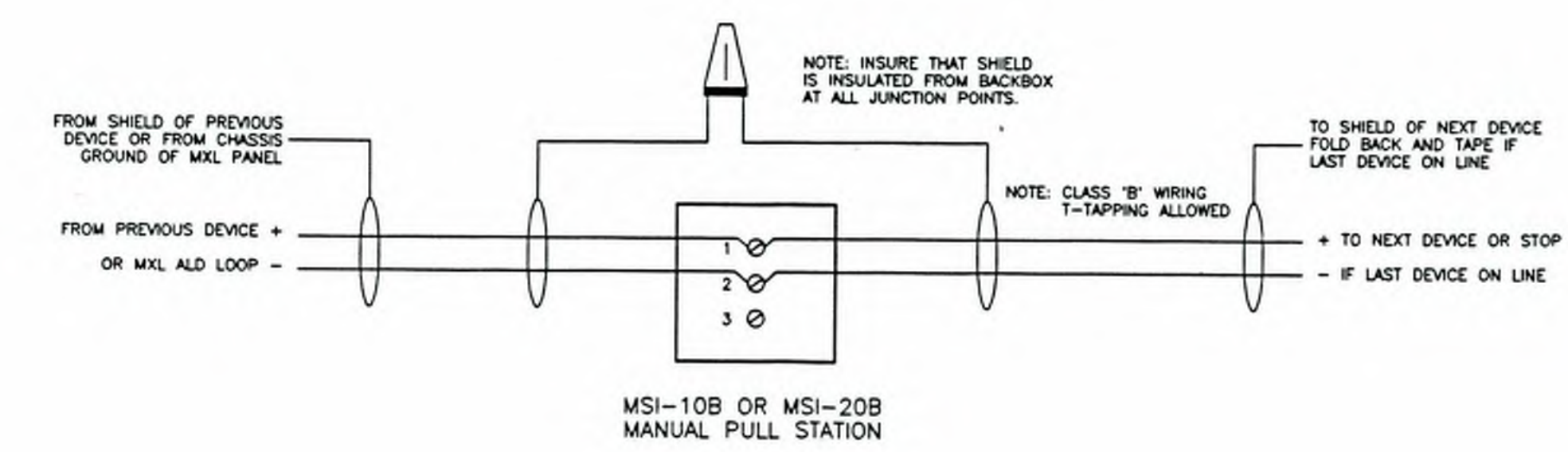
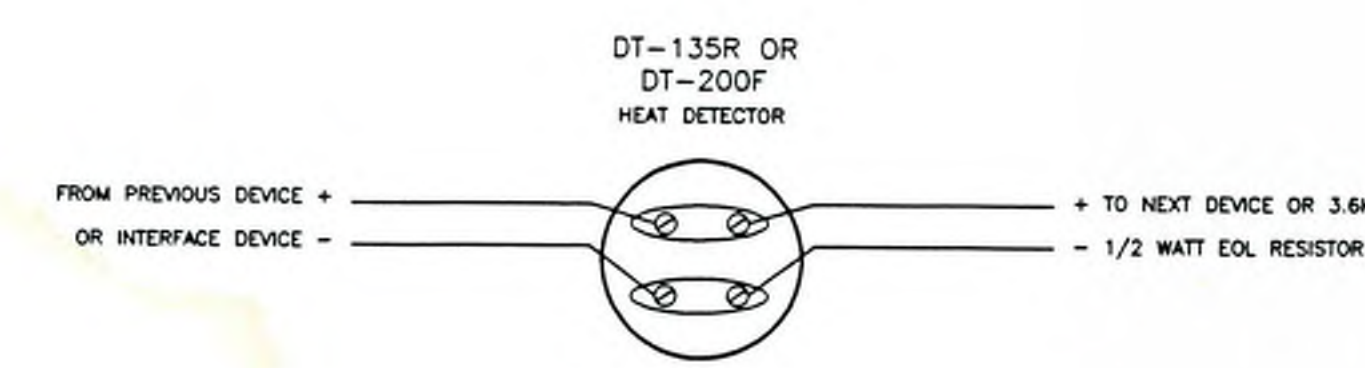
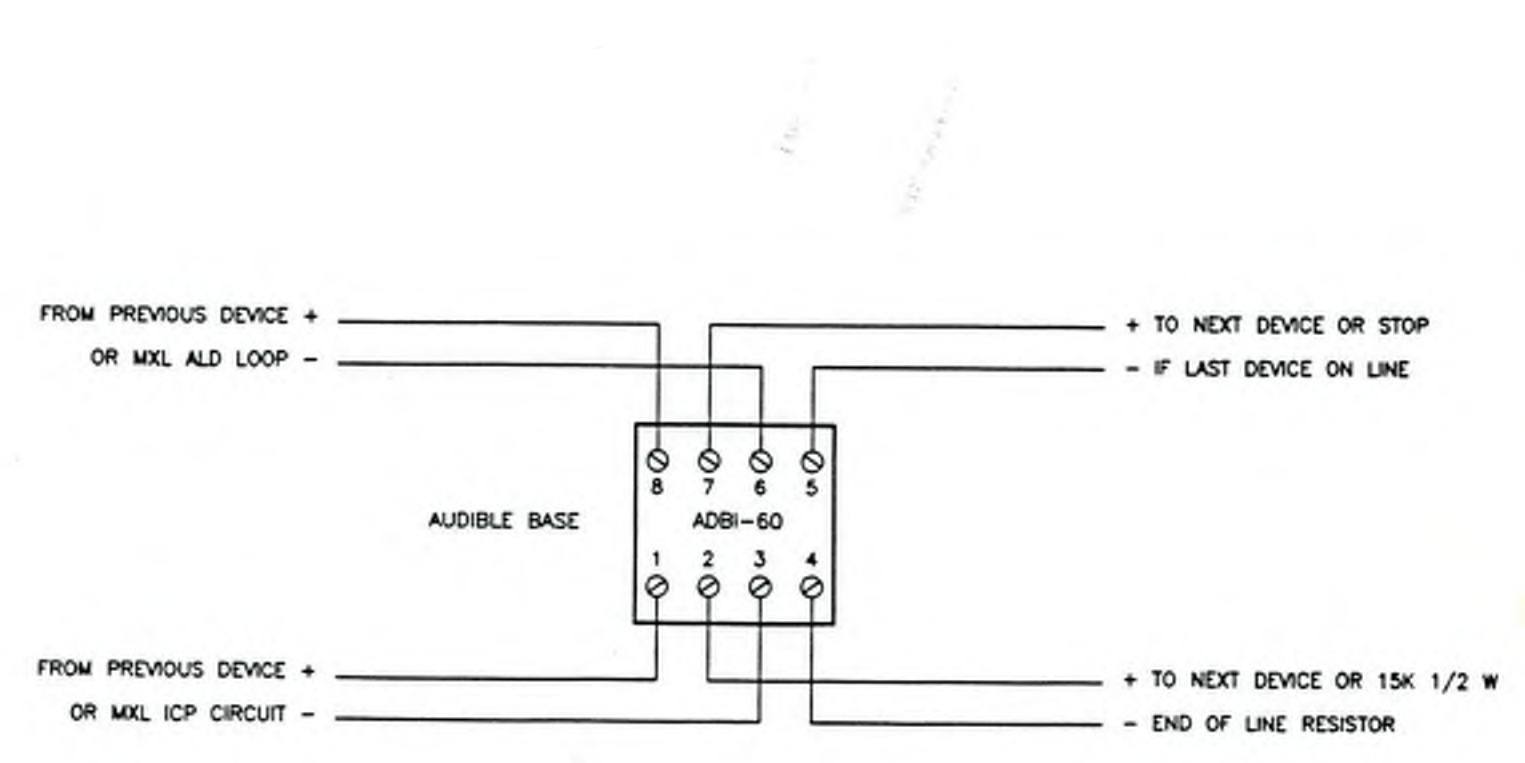
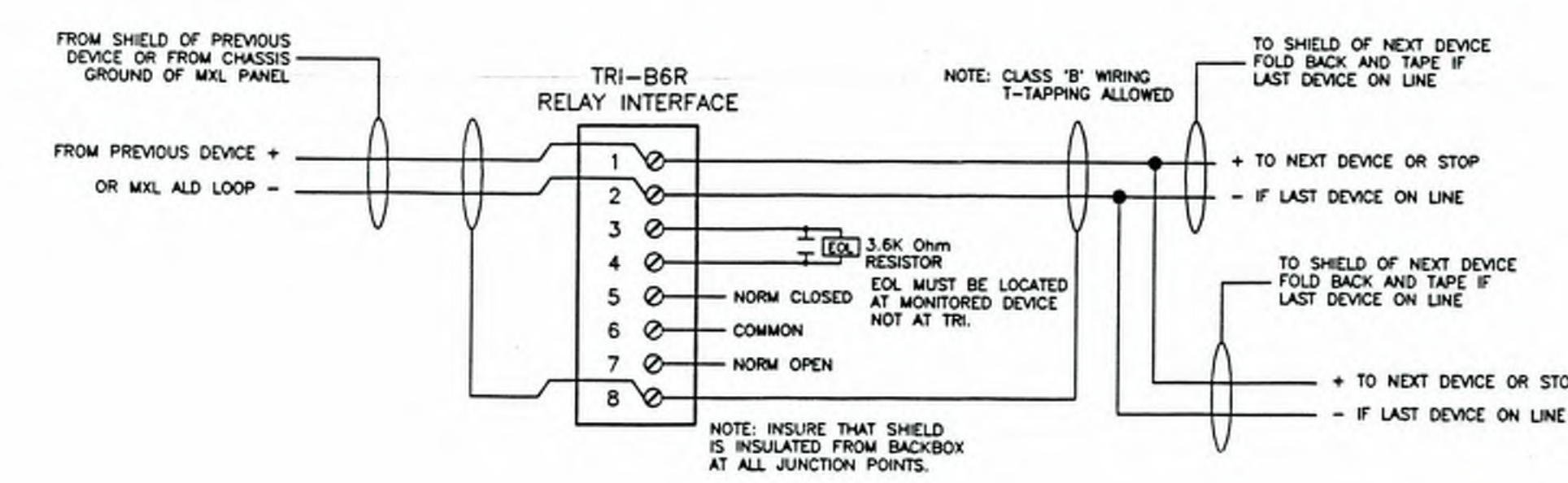
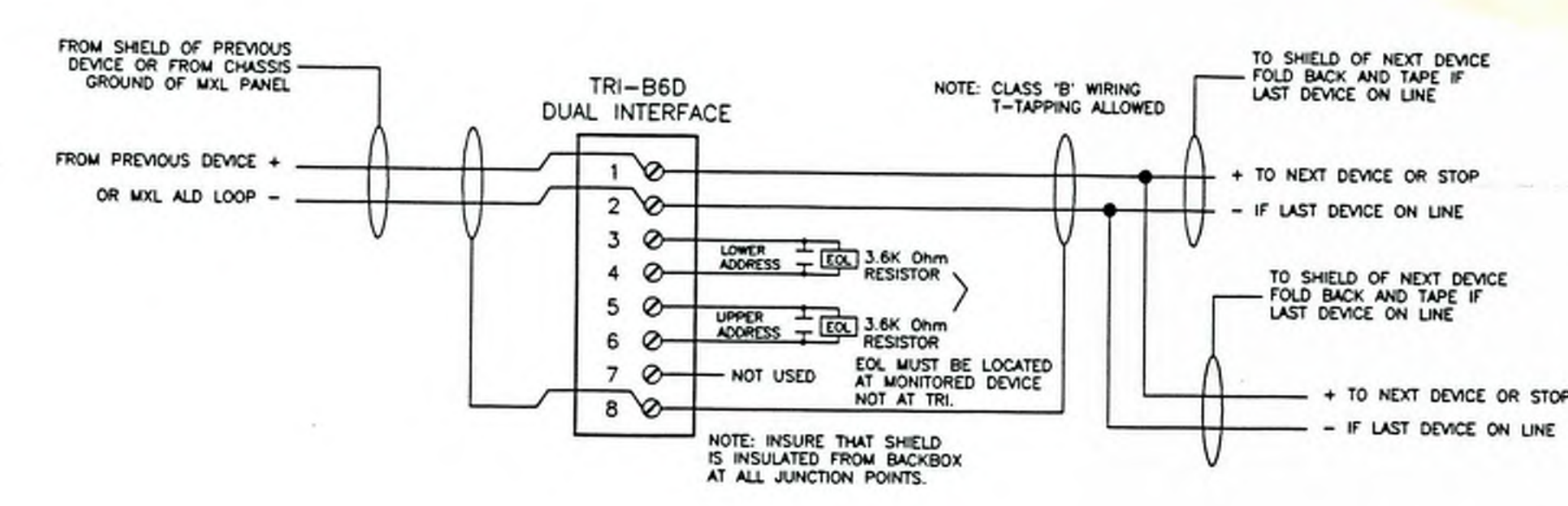
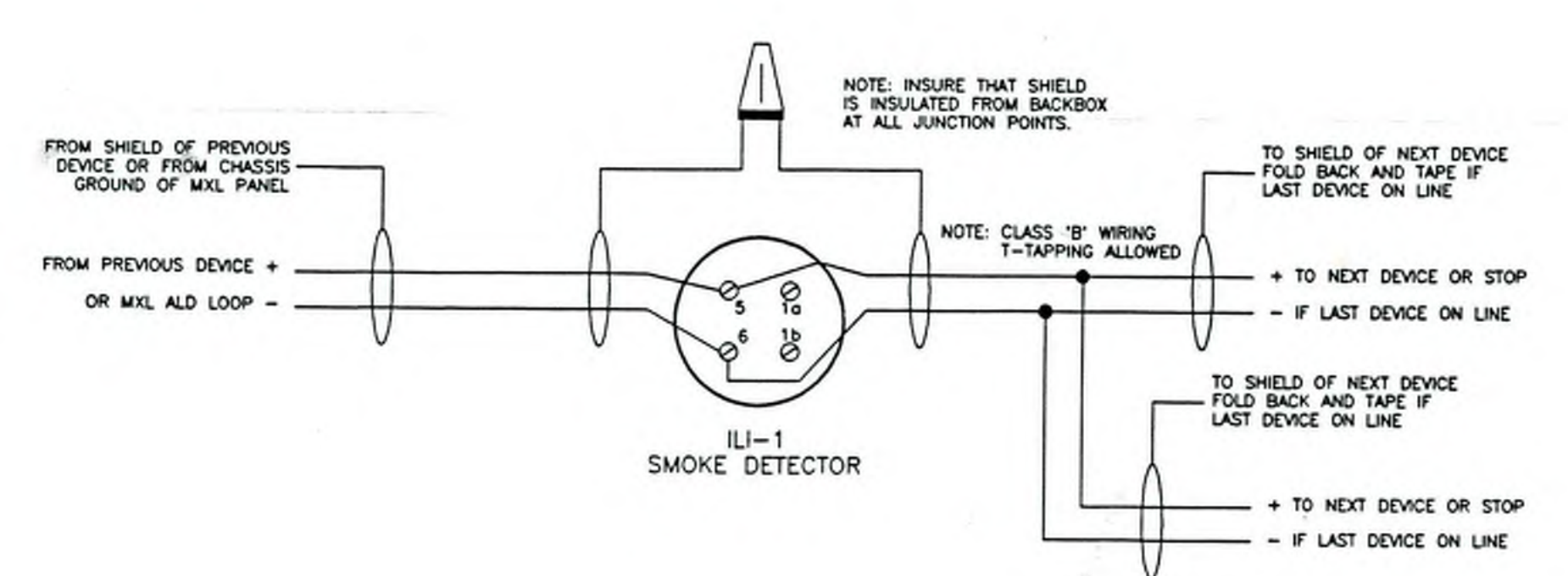
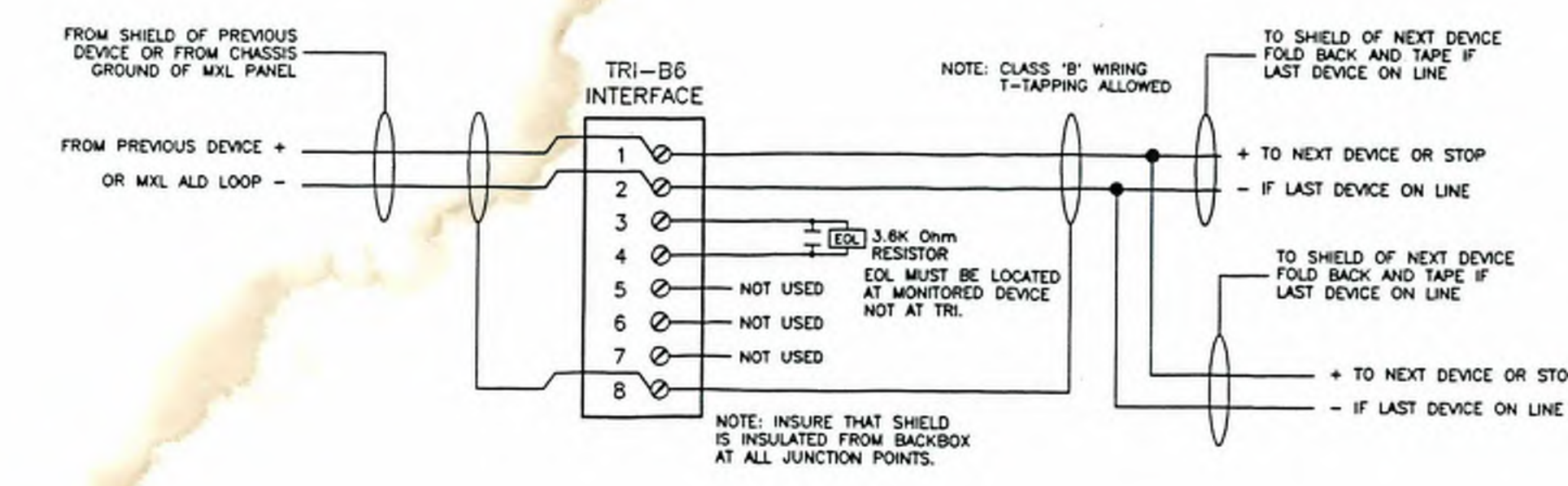
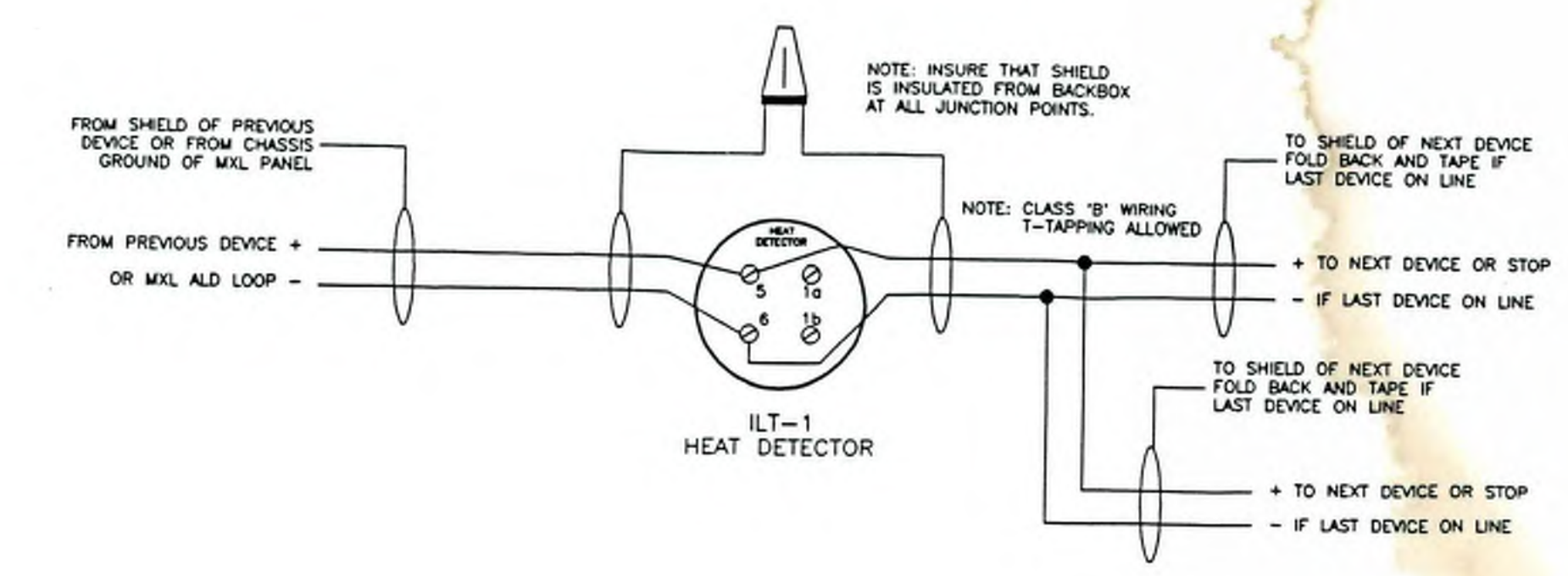
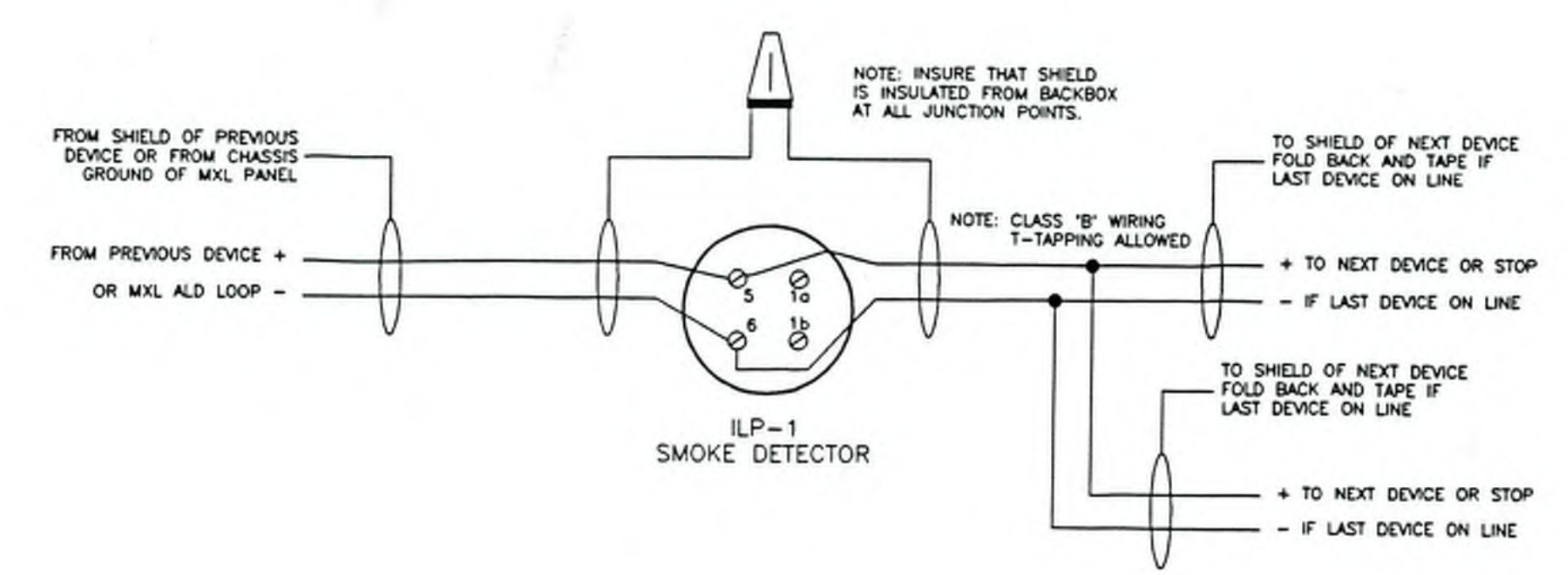
DATE:
JUNE 18, 1996

JOB NO:

CAD. FILE NO:

DRAWING NO:
FA10

OF SHEETS



TYPICAL DEVICE WIRING DIAGRAMS

NO SCALE

SIGN IN

<u>NAME</u>	<u>EMAIL</u>
Bill McGinn	bmcginn@omnitechologiesllc.com
Mike Simonson	msimonson@ECIdesign.com
Jeff Corcoran	JCorcoran@CECInfo.com
MATT KSTW	MKSTW@CECInfo.com
Theron O'Connor	toconnor@elec1.com
Mike Muehrcke	mmuehrcke@hhelectric.com
NATE KIRK	nate@skbelectric.com
Allison Kubicek	allison.kubicek@jai.com
Trey Francisco	trey@hhelectricinc.com
Kelly Vils	KVils@simplexgrinnell.com
CHRIS DAVEY	CDAVEY@AFFILIATEDINC.COM
Mike Lopez	MLopez@Affiliatedinc.com
Matt Carerras	Matthew.Carerras@strand.com
Jon Evans	jevans@cityofmadison.com
Ed - M.T. Facilities	-